



CONTENTS

Company Information	2
The Vision Statement	3
Mission Statement	4
Notice of Annual General Meeting	5
Chairman's Review	7
Directors' Report	8
Financial Highlights	13
Statement of Compliance with Listed Companies (Code of Corporate Governance) Regulation, 2019	14
Independent Auditor's Review Report To the Members of Dewan Sugar Mills Limited	16
Independent Auditor's Report to the Member of Dewan Sugar Mills Limited	17
Statement of Financial Position	21
Statement of Profit and Loss Account	22
Statement of Comprehensive Income	23
Statement of Cash Flow	24
Statement of Changes in Equity	25
Notes to the Financial Statements	26
Pattern of Share Holding	56
ڈائریکٹرز رپورٹ	64
نوٹس برائے سالانہ عمومی میٹنگ	66
Form of Proxy	

COMPANY INFORMATION

EXECUTIVE DIRECTORS

Zeeshan Ashraf - Chief Executive Officer
Ghazanfar Baber Siddiqui

NON-EXECUTIVE DIRECTORS

Syed Maqbool Ali - Chairman Board of Directors
Abdul Basit
Nida Jamil
Muhammad Ashraf

INDEPENDENT DIRECTOR

Aziz-ul-Haque

COMPANY SECRETARY

Muhammad Hanif German

CHIEF FINANCIAL OFFICER

Muhammad Ilyas Abdul Sattar

AUDITORS

Feroze Sharif Tariq & Co. - Chartered Accountants

COST AUDITORS

UHY Hassan Naeem & Co.

TAX ADVISOR

Sharif & Company - Advocates

LEGAL ADVISOR

A.K. Brohi & Company Advocates

AUDIT COMMITTEE

Aziz-ul-Haque	Chairman
Syed Maqbool Ali	Member
Abdul Basit	Member

HUMAN RESOURCE & REMUNERATION COMMITTEE

Aziz-ul-Haque	Chairman
Syed Maqbool Ali	Member
Abdul Basit	Member

BANKERS

National Bank of Pakistan	MCB Bank Limited
Summit Bank Limited	Meezan Bank Limited
Habib Bank Limited	The Bank of Punjab
Standard Chartered Bank Pakistan Limited	Dubai Islamic Bank Pakistan Limited
The Bank of Khyber Limited	Bank Islami Pakistan Limited

REGISTERED OFFICE:

Dewan Centre, 3-A Lalazar, Beach Hotel
Road, Karachi-74000, Pakistan.

CORPORATE OFFICE

Block-A, 2nd Floor
Finance & Trade Centre
Shahrah-e-Faisal, Karachi, Pakistan.

SHARE REGISTRAR / TRANSFER AGENT

BMF Consultants Pakistan (Pvt.) Limited
Annum Estate Building, Room No. 310 & 311,
3rd Floor, 49, Darul Aman Society,
Main Shahrah-e-Faisal, Adjacent Baloch Colony,
Karachi, Pakistan.

FACTORY

Jillaniabad, Budho Talpur,
Taluka: Mirpur Bathoro
District: Sujawal Sindh, Pakistan.

WEBSITE

www.yousufdewan.com



The Vision Statement

"The vision of Dewan Sugar Mills Limited is to become leading market player in the Sugar Sector".

Mission Statement

The Mission of Dewan Sugar Mills Limited is to be the finest Organization, and to conduct business responsibly and in a straight forward way.

Our basic aim is to benefit the customers, employees and shareholders and to fulfill our commitments to the society. Our hallmark is honesty, innovation, teamwork of our people and our ability to respond effectively to change in all aspects of life including technology, culture and environment.

We will create a work environment, which motivates, recognizes and rewards achievements at all levels of the Organization because

In Allah We Believe & In People We Trust

We will always conduct ourselves with integrity and strive to be the best.



NOTICE OF ANNUAL GENERAL MEETING

NOTICE IS HEREBY GIVEN that the Forty-First Annual General Meeting of **Dewan Sugar Mills Limited** (“**DSML**” or “**the Company**”) will be held on **Thursday, January 26, 2023, at 11:00 a.m.** at Dewan Cement Limited Factory Site, at Deh Dhando, Dhabeji, District Malir, Karachi, Pakistan; to transact the following businesses upon recitation from Holy Qur’aan and other religious recitals:

1. To confirm the minutes of the preceding Annual General Meeting of the Company held on Thursday, January 27, 2022;
2. To elect Seven Directors on the Board of Directors of the Company, pursuant to the provisions of Section 159 of the Companies Act, 2017 (“the Act”). The following are the retiring Directors;
 - i. Mr. Zeeshan Ashraf
 - ii. Syed Maqbool Ali
 - iii. Mr. Abdul Basit
 - iv. Mr. Ghazanfar Baber Siddiqi
 - v. Mr. Muhammad Ashraf
 - vi. Mr. Aziz-ul-Haque
 - vii. Mrs. Nida Jamil
3. To receive, consider, approve and adopt the annual audited financial statements of the Company for the year ended September 30, 2022, together with the Directors' and Auditors' Reports thereon;
4. To appoint the Statutory Auditors of the Company for the ensuing year, and to fix their remuneration;
5. To consider any other business with the permission of the Chair.

By order of the Board

Muhammad Hanif German
Company Secretary

Karachi: January 2, 2023

NOTES:

1. The Share Transfer Books of the Company will remain closed for the period from January 19, 2023 to January 26, 2023 (both days inclusive).
2. Members are requested to immediately notify change in their addresses, if any, at our Shares Registrar Transfer Agent BMF Consultants Pakistan (Private) Limited, located at Annum Estate Building, Room No. 310 & 311, 3rd Floor, 49 Darul Aman Society, Main Shahrah-e-Faisal, Adjacent Baloch Colony Bridge, Karachi, Pakistan.
3. A member of the Company entitled to attend and vote at this meeting, may appoint another member as his/her proxy to attend and vote instead of him/her. Proxies, in order to be effective, must be received by the Company at the above-said address, not less than 48 hours before the meeting.
4. CDC Account holders will further have to observe the following guidelines, as laid down in Circular 01 dated January 20, 2000, issued by the Securities and Exchange Commission of Pakistan:

a) For Attending Meeting:

- i) In case of individual, the account holder or sub-account holder, and/or the person whose securities are in group account and their registration details are uploaded as per the regulations, shall authenticate his/her identity by showing his/her original National Identity Card (CNIC), or original passport at the time of attending the meeting.
- ii) In case of corporate entity, the Board of Directors' resolution/power of attorney, along with the specimen signature of the nominee, shall be produced (unless it has been provided earlier) at the time of meeting.

b) For Appointing Proxies:

- i) In case of individual, the account holder or sub-account holder, and/or the person whose securities are in group account and their registration details are uploaded as per the regulations, shall submit the proxy form as per the above requirements.
- ii) Two persons, whose names, addresses, and CNIC numbers shall be mentioned on the form, shall witness the proxy.
- iii) Attested copies of CNIC or passport of the beneficial owners and proxy shall be furnished along with the proxy form.
- iv) The proxy shall produce his/her original CNIC or original passport at the time of the meeting.
- v) In case of corporate entity, the Board of Directors' resolution/power of attorney, along with the specimen signature of the nominee, shall be produced (unless it has been provided earlier) along with the proxy form to the Company.



CHAIRMAN'S REVIEW

I am to present a report on the overall performance of the Board of Directors and efficiency of the role played by the board in achieving the Company's objectives. The Board of Directors is accountable for managing the Company, which formulates all significant policies and strategies. The Board is governed by appropriate laws & guide lines and its obligation, rights, responsibilities and duties are as defined and set therein.

The Board of Directors comprises of individuals with diversified knowledge who endeavor to contribute towards the goal of the Company with the best of their abilities.

An annual self-evaluation of the Board of Directors of the Company is carried out. The purpose of the assessment is to safeguard that the Board's overall performance and effectiveness is measured and benchmarked against expectations in the framework of objectives set for the Company.

During financial year ended September 30, 2022 five board meetings were held. The Board of Directors of the Company received agendas and supporting material in advance prior to the Board and its committee meetings. The non-executive and independent directors are equally involved in vital decisions. The Board's overall performance and effectiveness for the year under review was satisfactory.

Syed Maqbool Ali
Chairman Board of Director

DIRECTORS' REPORT 2022

IN THE NAME OF ALLAH; THE MOST GRACIOUS AND MERCIFUL
IF YE GIVE THANKS, I WILL GIVE YOU MORE (HOLY QURAN)

On behalf of the Board of Directors, it is my privilege to welcome you to the 41st Annual General Meeting of the Company. The Company's Annual financial statements for the year ended 30th September 2022 is being presented.

OVERVIEW

Pakistan is an agriculture Country which plays a vital role in economic activity throughout all provinces, cultivation of sugar cane is a major cash crop after wheat and primary raw material of sugar industry. Sugar sector generates about 5% manufacturing activities in the country which needs reforms for its sustainability further improvement because of more domestic requirement of commodities. Moreover, its byproducts are consumed in related industries such as Distillery, Paper Board, Petroleum and others generating Government revenue and economic activities in rural and urban areas.

FINANCIAL RESULTS

	2022	2021
Net Sales	8,454,777,216	5,958,696,037
Gross (Loss)	(139,843,965)	(538,514,625)
(Net Loss) after tax	(758,822,054)	(795,112,530)
Key performance indicators		
- Gross Profit / (Loss) % to sales	(1.65%)	(9.04%)
- (Net Loss)/Profit % to sales	(8.98%)	(13.34%)
- Earning (Loss) per share	(8.29)	(8.69)

PLANT PERFORMANCE REVIEW

Sugar Operations:

The plant started its crushing activities on 22nd December, 2021 and operated up to 30th March 2022 for (99 days) as against operations of 84 days in the preceding season. The performance is as under:

Operation	2022	2021
Sugarcane crushed in M. Tons	489,240	340,759
Sugar produced in M. Tons	50,790	33,936
Average Sugar Recovery %	10.41%	9.97%
Operating Loss in Millions	(692.809)	(680.574)

This loss is owing to under-utilization of the crushing capacity due to non-availability of working capital and pledge facilities. We have no other alternative but to sell the finished stock during peak crushing season time when the prices prevailed at the bottom level in order to maintain uninterrupted supply of sugar cane and making payments for other cost of production components. We could not avail the opportunity of taking the benefit of post crushing increased prices of sugar in off-season as we do not have the stock carrying over facilities.



Distillery Operations

The plant produced 32,236 MT of industrial alcohol, as compared to 26,061MT of last year.

The period under review operating profit of distillery unit was Rs.325.698 million as compared to operating loss of Rs.44.020 million last year. However, this segment borne additional adverse impact of exchange loss of Rs.391.105 million due to downward trend in foreign currency and eroded the profitability, as most of the payments from customers were received in advance. The management is succeeded in curtailing power cost and other expenses to generate profits. Management is trying to curtail exchange losses to maximize the profits in the next year. Being the export business, the prospects are bright in distillery operations for 2023 season.

Board & Panel Operations

Chip Board plant has produced 104,310 sheets during the year under review as compared to last year of 83,210 sheets. However, because of prevailing worst economic situation we could not achieve better results. Management is focused on producing value added products and "A" quality of sheets in order to compete with the market. We are hopeful that in coming year this segment will be in positive figures.

Polypropylene Operations

Due to unviable situation this plant is non-operative.

The company is facing financial crunch, because of non-availability of working capital from banks. Consequent to default in repayment of restructured liabilities as per compromise agreement, the lenders filed for execution of consent decrees. The Company filed suits in Honorable High Court of Sindh at Karachi wherein it has been strongly contested that filing of executions is unjust and against the law. Management expects favorable outcome therefrom.

The auditors have expressed adverse opinion in their report on going concern assumption, default in repayment of installments of restructured liabilities and related non-provisioning of mark-up as explained in their report.

The financial statements have been prepared on going concern assumption as the Company approached its lender for further restructuring of its liabilities which is in process. Company is hopeful that such restructuring will be effective soon and will streamline the funding requirements of the Company which will ultimately help the management to resume the operations with optimum utilization of production capacity. Therefore, the preparation of financial statements using going concern assumption is justified, as explained in note, 1.2 to the financial statements.

FUTURE OUTLOOK OF SUGAR INDUSTRY FOR 2022-2023

Sugar industry depends on Government patronage and implementation of consistent improved strategies as this industry plays a vital role for national economy and more or less 8 to 9 million people are involved in the production of sugarcane.

State Bank of Pakistan (SBP) has further increased base rate from 15% to 16%, in November 2022, which will affect the industry negatively. The crop size for crushing season 2022-23 is lessor than last year due to floods 2022 and Sindh Province accounts for 20% to 25% losses of the sugarcane production due such floods. Financial year 2022-2023 will even be more challenging due to prevailing economic conditions of the country. On 21 December 2022, Government initially allowed sugar export quantity of 100,000 tons only out of industry surplus of 1.0 million tons with fortnightly review to increase the quota after reviewing the domestic sugar prices and stock levels. Federal Government has allowed another lot of 150,000 tons making total permission to 250,000 tons in the first week of January, 2023.

Stake holders should take following measures:

- a) Enhance the cultivation of cane planted area.
- b) Farming high yielding and quality of cane having high sucrose.
- c) Providing financial assistance to grower's and industrialist.
- d) Consistence export policy.
- e) fixing raw material cost link with white refined sugar prices.

Above measure will bring down the cost of production and will increase the revenue to farmers, industrialists and to exchequer.

The Sindh Agriculture Department notified sugarcane prices on November 23, 2022 for the season 2022-2023 of Rs.302/- per 40 kg., in addition to payment of quality premium which will actually be determined at sucrose recovery over and above 8.7% @ 50 paise per unit.

CORPORATE SOCIAL RESPONSIBILITIES

We are also committed to Corporate Social Responsibility (CSR) and among other activities are operating free school for education and medical facility for its employees and the society. We try to integrate sound social practices in our day-to-day business activities. CSR is an important part of who we are and how we operate. We measure our success not only in terms of financial criteria but also in building customer satisfaction and supporting the communities we serve.

HEALTH, SAFETY AND ENVIRONMENT

Environmental protection issues are always considered on higher priority. Your Company produces all its products from renewable crops and raw materials and does not believe in making profit at the cost of damage to our environment. Energy conservation and aiming for 'zero' wastes are our key environment friendly policies. Company is regularly maintaining the existing greenery and improving environment at the plants and we believe that natural environment supports all human activity. Effluent water is treated before its disposal and at work safety equipment is provided to the employees to prevent any unwarranted incident and first aid equipment and ambulance is also in place to meet such situations.

CORPORATE AND FINANCIAL REPORTING FRAMEWORK:

- The financial statements for the year ended September 30, 2022, prepared by the management of the company, present fairly its state of affairs, the results of its operations, cash flow and changes in equity;
- Proper books of accounts of the company have been maintained;
- Appropriate accounting policies have been consistently applied in preparation of financial statements for the year ended September 30, 2022 and accounting estimates are based on reasonable and prudent judgment.
- International Financial Reporting Standards (IFRS) as applicable in Pakistan, have been followed in preparation of financial statements and departure there from, if any, has been adequately disclosed in the financial statements.
- The system of internal control is sound in design and has been effectively implemented and monitored;
- The Management has explained their views in detail regarding the going concern ability of the company in note 1.2 and non-provisioning of mark up in note 17.1 and note 32 of the annexed financial statements.
- There has been no material departure from the best practice of the corporate governance, as detailed in the listing regulations of the stock exchange of Pakistan; Listed Companies (CCG) regulation, 2019.
- Summarized key operating and financial data of last six years is enclosed with the report;
- All taxes have been paid except as disclosed in note 26 of the annexed audited financial statement;
- The fair value of the Provident Fund's Investment as at June 30, 2022 was Rs.60.356 million (2021: Rs.63.581 million).

BOARD

The Board of Directors comprises of individuals with diversified knowledge with endeavor to contribute towards the aim of the Company with the best of their abilities. The Board of Directors as of September 30, 2022 consisted of the following:

Directors		Numbers
a)	Male	6
b)	Female	1
Composition		Numbers
a)	Independent Director	1
b)	Other Non-executive Directors	4
c)	Executive Directors	2

During the year five meetings of the Board were held. The attendance of directors was as follows:

Members of the Board of Directors	Number of meetings attended
Mr. Haroon Iqbal	4
Mr. Ghazanfar Babar Siddiqui	5
Mr. Muhammed Ashraf	5
Mr. Aziz-ul Haque	5
Mr. Zeeshan Ashraf	3
Mr. SyedMaqbool Ali	5
Mr. Imran Ahmed Jived	1
Mrs. Nida Jamil	5
Abdul Basit	1

AUDIT COMMITTEE MEETING

During the year four meeting of the audit committee were held with the chair of Mr. Aziz-ul-Haque.

Members' attendance in these meetings is as under:

Members of the Audit Committee	Number of meetings/Eligibility to attended Meetings
Mr. Aziz-ul Haque	4
Mr. Syed Maqbool Ali	4
Abdul Basit	2

HUMAN RESOURCE AND REMUNERATION COMMITTEE MEETING

Human Resource and Remuneration Committee was established by the Board to assist the Directors in discharging their responsibilities with regard to devising and periodic reviews of human resource policies. It also assists Board in selection, evaluation, compensation and succession planning of key management personnel.

During the year one meeting of the human resource committee with the chair of Mr. Aziz-ul Haque was held.

Members of the Human Resources	Number of meetings attend
Mr. Aziz-ul Haque	1
Syed Maqbool Ali	1
Abdul Basit	1

AUDITORS:

The present auditors, M/s. Feroze Sharif Tariq & Co, Chartered Accountants, would retire at the conclusion of the current Annual General meeting and have offered themselves for re-appointment.

CONTRIBUTION TO NATIONAL EXCHEQUER

During the year, your Company has made contribution to the national exchequer of Rs.770.143 million under the head of Sales Tax, Custom Duty, and Income Tax and other statutory duties & levies.

DIVIDEND

Due to accumulated losses and the circumstances explained above, the directors have not recommended dividend for the year.

EARNING PER SHARE (EPS)

The loss per share is Rs (8.29) [2021 Rs. (8.69)].

PATTERN OF SHAREHOLDING

The prescribed Pattern of shareholdings of the Company is attached at the end of this report.

VOTE OF THANKS

The Board places on record its gratitude to its valued shareholders, Federal and Provincial Government functionaries, banks, financial institutions and farmers whose Co-operation, continued support and patronage.

The Board also expresses its thanks for the valuable teamwork, loyalty and laudable efforts rendered by the executives, staff members and workers of your Company, during the year under review and wish to place on record its appreciation for the same.

CONCLUSION

In conclusion, we bow beg and pray to Almighty Allah, Rahman-o-Rahim, in the name of our beloved Prophet, Mohammad, may Allah peace be upon him, for continued showering of His Blessings, Guidance, Strength, Health and Prosperity on our Company, Country and Nation; and also pray to Almighty Allah to bestow peace, harmony, brotherhood and unity in true Islamic spirit to the whole of Muslim Ummah, Ameen Summa-Ameen.

LO-MY LORD IS INDEED HEARER OF PRAYER (AL-QURAN)

For and on behalf of the Board of Directors



Zeeshan Ashraf
Chief Executive Officer



Syed Maqbool Ali
Chairman Board of Director

Date: December 29, 2022

Place: Karachi



FINANCIAL HIGHLIGHTS

(Rupees in Thousand)

	2022	2021	2020	2019	2018	2017
TURNOVER	9,158,241	6,380,749	4,117,144	6,113,146	5,122,427	3,171,736
LESS GOVT. LEVY & COMMISSION	703,464	422,053	292,359	405,157	384,247	186,932
SALES (NET)	8,454,777	5,958,696	3,824,785	5,707,989	4,738,180	2,984,804
GROSS PROFIT/(LOSS)	(139,844)	(538,515)	(640,976)	(52,846)	(264,375)	(480,121)
PROFIT/(LOSS) BEFORE TAX	(822,102)	(802,335)	(921,010)	(560,457)	(817,979)	(773,310)
PROFIT/(LOSS) AFTER TAX	(758,822)	(795,113)	(886,326)	(546,914)	(787,799)	(755,907)
GROSS ASSETS EMPLOYED	8,558,167	8,783,671	6,792,920	6,179,329	7,673,517	6,426,362
CURRENT ASSETS	2,255,976	1,917,539	2,007,517	1,058,695	2,205,784	2,853,746
SHAREHOLDERS EQUITY	(557,941)	*200,881	*(737,471)	534,264	1,077,858	(69,232)
LONG TERM DEBTS & DEFERRED LIABILITIES	1,839,023	*1,929,459	*1,277,490	1,222,216	1,423,940	1,482,362
CURRENT LIABILITIES	7,277,086	6,653,331	6,252,901	4,422,849	5,171,718	5,013,232
GROSS PROFIT/(LOSS)(%)	(1.65)	(9.04)	(16.76)	(0.01)	(5.58)	(16.09)
DEBT/EQUITY RATIO (Times)						
CURRENT RATIO	0.31	0.29	0.32	0.24	0.43	0.57
NUMBER OF SHARES ISSUED	91,511,992	91,511,992	91,511,992	91,511,992	91,511,992	66,511,992
EARNINGS PER SHARE	(8.29)	(8.69)	(9.69)	(5.98)	(10.37)	(11.36)

PRODUCTION

SUGAR -	VOLUME IN (TONS)	50,790	33,936	24,375	35,485	53,360	52,020
POLYPROPYLENE-	VOLUME IN (TONS)	-	-	-	-	-	-
BOARD & PANEL-	NO.OF SHEETS	104,310	183,210	122,895	72,410	100,310	141,450
ETHANOL-	VOLUME IN (TONS)	32,236	26,061	18,807	30,630	32,945	23,469

*Restated

STATEMENT OF COMPLIANCE WITH LISTED COMPANIES (CODE OF CORPORATE GOVERNANCE) REGULATION, 2019 FOR THE YEAR ENDED SEPTEMBER 30, 2022

The company has complied with the requirements of the Regulations in the following manner:

1. The total number of directors are seven as per the following:
 - a. Male: 6
 - b. Female: 1
2. The composition of board is as follows:
 - a) Independent Director : Mr. Aziz-ul-Haque
 - b) Non-executive Directors : Mr. Syed Maqbool Ali
Mr. Abdul Basit
Mr. Muhammad Ashraf
Mrs. Nida Jamil
 - c) Executive Directors : Mr. Zeeshan Ashraf
Mr. Ghazanfar Baber Siddiqi
3. Six Directors have confirmed that none of them is serving as director on more than seven listed companies, including this company, whereas, one director is serving as director in more than seven listed Yousuf Dewan Companies.
4. The company has prepared a Code of Conduct and has ensured that appropriate steps have been taken to disseminate it throughout the company along with its supporting policies and procedures.
5. The board has developed a vision/mission statement, overall corporate strategy and significant policies of the company. A complete record of particulars of significant policies along with the dates on which they were approved or amended has been maintained.
6. All the powers of the board have been duly exercised and decision on relevant matters have been taken by board / shareholders as empowered by the relevant provisions of the Act and these Regulations.
7. The meetings of the board were presided over by the Chairman and, in his absence, by a director elected by the board for this purpose. The board has complied with requirements of Act and the regulations with respect to frequency, recording and circulating minutes of meeting of board.
8. The board of directors have a formal policy and transparent procedures for remuneration of directors in accordance with the Act and these Regulations.
9. Two of the Directors are qualified under the directors training program. We will arrange Director Training Program in the coming session.
10. The board has approved appointment of CFO, Company Secretary and Head of Internal Audit, including their remuneration and terms and conditions of employment and complied with relevant requirements of the Regulations.
11. CFO and CEO duly endorsed the financial statements before approval of the board.



12. The board has formed committees comprising of members given below:

- | | | | |
|----------------------------------|---|-------------------|------------|
| a) Audit Committee | : | Mr. Aziz-ul-Haque | - Chairman |
| | | Syed Maqbool Ali | - Member |
| | | Abdul Basit | - Member |
| b) HR and Remuneration Committee | : | Mr. Aziz-ul Haque | - Chairman |
| | | Syed Maqbool Ali | - Member |
| | | Abdul Basit | - Member |

13. The terms of reference of the aforesaid committees have been formed, documented and advised to the committee for compliance.

14. The frequency of meetings (quarterly/half yearly/ yearly) of the committee were as per following:

- | | |
|----------------------------------|--------------------------------------------------------------------------|
| a) Audit Committee | 4 quarterly meetings during the financial year ended September 30, 2022 |
| b) HR and Remuneration Committee | 1 annual meeting held during the financial year ended September 30, 2022 |

15. The board has set up an effective internal audit function. The staffs are considered suitably qualified and experienced for the purpose and are conversant with the policies and procedures of the company.

16. The statutory auditors of the company have confirmed that they have been given a satisfactory rating under the quality control review program of the ICAP and registered with Audit Oversight Board of Pakistan, that they or any of the partners of the firm, their spouses and minor children do not hold shares of the company and that the firm and all its partners are in compliance with International Federation of Accountants (IFAC) guidelines on code of ethics as adopted by the ICAP.

17. The statutory auditors or the persons associated with them have not been appointed to provide other services except in accordance with the Act, these regulations or any other regulatory requirement and the auditors have confirmed that they have observed IFAC guidelines in this regard.

18. We confirm that all other requirements of the Regulations 3, 6, 7, 8, 27, 32, 33, and 36 of the regulations have been complied with; and

Syed Maqbool Ali
Chairman Board of Director

Zeeshan Ashraf
Chief Executive Officer

Date : December 29, 2022
Place : Karachi

FEROZE SHARIF TARIQ & CO.

FEROZE SHARIF TARIQ & CO.
Chartered Accountants
4-N/4, BLOCK 6, P.E.C.H.S.,
KARACHI 75400

Voice: (+9221) 34540891
(+9221) 34522734
Facimile: (+9221) 34540891
Email : fstc.ca@gmail.com

INDEPENDENT AUDITOR'S REVIEW REPORT TO THE MEMBERS OF DEWAN SUGAR MILLS LIMITED

Review Report on the Statement of Compliance contained in Listed Companies (Code of Corporate Governance) Regulations, 2019

We have reviewed the enclosed Statement of Compliance with the Listed Companies (Code of Corporate Governance) Regulations, 2019 (the Regulations) prepared by the Board of Directors of Dewan Sugar Mills Limited (the Company) for the year ended September 30, 2022 in accordance with the requirements of regulation 36 of the Regulations.

The responsibility for compliance with the Regulations is that of the Board of Directors of the Company. Our responsibility is to review whether the Statement of Compliance reflects the status of the Company's compliance with the provisions of the Regulations and report if it does not and to highlight any non-compliance with the requirements of the Regulations. A review is limited primarily to inquiries of the Company's personnel and review of various documents prepared by the Company to comply with the Regulations.

As a part of our audit of the financial statements we are required to obtain an understanding of the accounting and internal control systems sufficient to plan the audit and develop an effective audit approach. We are not required to consider whether the Board of Directors' statement on internal control covers all risks and controls or to form an opinion on the effectiveness of such internal controls, the Company's corporate governance procedures and risks.

The Regulations require the Company to place before the Audit Committee, and upon recommendation of the Audit Committee, place before the Board of Directors for their review and approval, its related party transactions. We are only required and have ensured compliance of this requirement to the extent of the approval of the related party transactions by the Board of Directors upon recommendation of the Audit Committee.

Following instances of non-compliances with the requirements of the Code were observed which are not stated in the Statement of Compliance.


- It is mandatory that each listed company shall have at least two or one third members of the Board, whichever is higher, as independent directors; but there is only one independent director, Mr. Aziz-ul-Haque serving as independent director on the board of the Company. Further, Mr. Aziz-ul-Haque in our view neither meet the criteria of independence on account of his cross directorship in associated companies;
- The chairman of the Audit Committee shall be an independent director, whereas in our view Mr. Aziz-ul-Haque does not meet the criteria of independence due to the reason referred in paragraph (a) above; and
- The chairman of the HR and Remuneration Committee shall be an independent director, whereas in our view Mr. Aziz-ul-Haque does not meet the criteria of independence due to the reason referred in paragraph (a) above

Based on our review, except for the above instances of non-compliance, nothing has come to our attention which causes us to believe that the Statement of Compliance does not appropriately reflect the Company's compliance, in all material respects, with the requirements contained in the Regulations as applicable to the Company for the year ended September 30, 2022.

Further, we highlight the following instances where;

- One of the directors of the Company is serving as a director in more than seven listed companies as disclosed in the note 3 of the Statement of Compliance; and
- As disclosed in note 9 of the Statement of Compliance two directors are qualified under the directors' training program which is less than the prescribed criteria of the directors' training program as by September 30, 2022 all the directors are required to acquire prescribed certification.

UDIN: CR202310161UfT6Pm0Fy
Audit Engaging Partner: Mohammad Ghalib
Dated: January 2, 2023
Place: Karachi



CHARTERED ACCOUNTANTS

**FEROZE SHARIF TARIQ & CO.**

FEROZE SHARIF TARIQ & CO.
Chartered Accountants
4-N/4, BLOCK 6, P.E.C.H.S.,
KARACHI 75400

Voice: (+9221) 34540891
(+9221) 34522734
Facimile: (+9221) 34540891
Email : fstc.ca@gmail.com

**INDEPENDENT AUDITOR'S REPORT TO THE
MEMBERS OF DEWAN SUGAR MILLS LIMITED**

Report on the Audit of the Financial Statements

Adverse Opinion

We have audited the annexed financial statements of Dewan Sugar Mills Limited (the Company), which comprise the statement of financial position as at September 30, 2022, and the statement of profit or loss, Statement of comprehensive income, the statement of changes in equity, the statement of cash flows for the year then ended, and notes to the financial statements, including a summary of significant accounting policies and other explanatory information, and we state that we have obtained all the information and explanations which, to the best of our knowledge and belief, were necessary for the purposes of the audit.

In our opinion and to the best of our information and according to the explanations given to us, because of the significance of the matters described in Basis for Adverse opinion Paragraph, the statement of financial position, the statement of profit or loss, Statement of comprehensive income, the statement of changes in equity and the statement of cash flows together with the notes forming part thereof do not conform with the accounting and reporting standards as applicable in Pakistan and do not give the information required by the Companies Act, 2017 (XIX of 2017), in the manner so required and respectively do not give a true and fair view of the state of the Company's affairs as at September 30, 2022 and of the loss and other comprehensive loss, the changes in equity and its cash flows for the year then ended.

Basis for Adverse Opinion

We conducted our audit in accordance with International Standards on Auditing (ISAs) as applicable in Pakistan. Our responsibilities under those standards are further described in the Auditor's Responsibilities for the Audit of the Financial Statements section of our report. We are independent of the company in accordance with the International Ethics Standards Board for Accountants Code of Ethics for Professional Accountants as adopted by the Institute of Chartered Accountants of Pakistan (the Code) and we have fulfilled our other ethical responsibilities in accordance with the Code. We believe that the audit evidence we have obtained is sufficient and appropriate to provide a basis for our adverse opinion.

- a) The financial Statements which indicate in note 1.2 to the financial statements that as of Septembers 30, 2022 the company incurred a loss after taxation of Rs. 758.822 (2021: Rs. 795.112) million and as of that date it has accumulated losses amounting to Rs. 4.981 (2021: Rs. 4.547) billion and its current liabilities exceeded its current assets by Rs. 5.021 (2021: Rs. 4.736) billion without providing markups of Restructured and other liabilities and as refer in below para (b) and (c). The Company has defaulted in repayments of installments of earlier restructured long term liabilities as disclosed in para (b) below and short-term finance facilities had expired and not renewed by the banks amounting to Rs. 192.196 million, and therefore the company not utilizing its full capacity due to working capital constraints. Further, the financial institution filled suit for execution of decree as disclosed in note 26.1 to the financial Statements. Accordingly, the financial institutions have not been provided bank confirmations as at reporting date this shows restructuring proposal of the company had not been accepted by the lenders till the reporting date. These conditions lead us to believe that the going concern assumption used in preparation of these financial statements is inappropriate; consequently, the assets and liabilities should have been stated at their realizable and settlement amounts respectively.
- b) The company defaulted in repayment of installments of restructured liabilities, hence as per clause 10.2 of the Compromise Agreement of the company, the entire outstanding restructured liabilities of Rs. 2.348 billion (note 16.1 to the financial Statements) along with markup of Rs. 896.875 million (Rs. 471.824 million eligible for waiver mark up and Rs. 425.051 million outstanding mark up note 17.1 to the financial Statements) become immediately payable, therefore provision for markup should be made in these financial statements.
- c) In addition to above, since the proposal, has not been accepted so far and the lenders, instead of accepting the restructuring proposal, have preferred to filed suit against the company, therefore the company should make the provision of mark up in the financial statements. Further during the year, the company not made Provision for the restructured long term and short-term liabilities amounting to Rs. 393.129 million in the financial Statements as disclosed in note 32.1 to the financial Statements. Had the provisions for the mark up, as discussed in preceding paragraph (b), been made in these financial statements, the loss after taxation would have been higher by Rs.1.209 billion and markup payable would have been higher and shareholders' equity would have been lower by Rs.1.209 billion.

FEROZE SHARIF TARIQ & CO.

FEROZE SHARIF TARIQ & CO.
Chartered Accountants
4-N/4, BLOCK 6, P.E.C.H.S.,
KARACHI 75400

Voice: (+9221) 34540891
(+9221) 34522734
Facimile: (+9221) 34540891
Email : fstc.ca@gmail.com

Key Audit Matters

Except for the matter described in the Basis for Adverse Opinion section, we have determined, Key audit matters are those matters that, in our professional judgment, were of most significance in our audit of the financial statements of the current year. These matters were addressed in the context of our audit of the financial statements as a whole, and in forming our opinion thereon, and we do not provide a separate opinion on these matters.

Following are the Key Audit Matters:

S. No.	Key Audit Matters	How the matter was addressed in our audit
1.	<p>Revenue recognition Refer notes 3.12 and note 27 to the financial statements.</p> <p>The Company is engaged in the production and sale of Sugar and Allied Products. The Company recognized net revenue from the sales of Sugar and Allied Products of Rs. 8,454.777 million.</p> <p>We considered revenue recognition as a key audit matter due to revenue being one of the key performance indicators of the Company, large number of revenue transactions with a large number of customers in various geographical locations, inherent risk of material misstatement and significant increase in revenue from last year.</p>	<p>Our audit procedures in relation to the matter, amongst others, included:</p> <ul style="list-style-type: none"> • Understood and evaluated management controls over revenue and checked their validation; Performed verification of sample of revenue transactions with underlying documentation including dispatch documents and sales invoices; • Performed cut-off procedures on sample basis to ensure revenue has been recognized in the correct period; • Performed recalculation of sales incentive as per company's policy on test basis; • Performed analytical procedures to analyze variation in the price and quantity sold during the year; • Tested journal entries relating to revenue recognized during the year based on identified risk criteria; and • Assessed the appropriateness of disclosures made in the financial statements related to revenue.
2.	<p>Contingencies</p> <p>Refer note 26 to the financial statements</p> <p>Contingencies disclosed in the annexed financial statements relate to various matters which are pending in litigations.</p> <p>Contingencies require management to make judgments and estimates in relation to the interpretation of laws, statutory rules, regulations and the probability of outcome and financial impact, if any, on the Company for disclosure and recognition and measurement of any provision that may be required against such contingencies.</p>	<p>Our procedures in relation to assessment of contingencies, amongst others, included:</p> <ul style="list-style-type: none"> • Checked details of pending legal and tax matters and discussed the same with the Company's management; • Circulated confirmations to the Company's external legal and tax counsels and obtained their views related to open litigations; • Evaluated rationale provided by the Company and opinion of the external legal / tax counsel;



FEROZE SHARIF TARIQ & CO.

FEROZE SHARIF TARIQ & CO.
Chartered Accountants
4-N/4, BLOCK 6, P.E.C.H.S.,
KARACHI 75400

Voice: (+9221) 34540891
(+9221) 34522734
Facimile: (+9221) 34540891
Email : fstc.ca@gmail.com

	<p>Due to significance of amounts involved, inherent uncertainties with respect to the outcome of matters and use of significant management judgments and estimates to assess the same including related financial impacts, we considered contingencies a key audit matter.</p>	<ul style="list-style-type: none"> • Checked correspondence of the Company with the relevant authorities including judgments or orders passed by the competent authorities in relation to the issues involved or the matters which have similarities with the issues involved; and • Assessed the appropriateness of disclosure made in the financial statements.
--	---------------------------------------------------------------------------------------------------------------------------------------------------------------------------------------------------------------------------------------------------------------------------------	-------------------------------------------------------------------------------------------------------------------------------------------------------------------------------------------------------------------------------------------------------------------------------------------------------------------------------------------------------------------------------------------

Information Other than the Financial Statements and Auditor's Report Thereon

Management is responsible for the other information. The other information comprises the information in the annual report including, in particulars, the chairman's review, directors report, financial and business highlights, but does not include the financial statements and our auditor's reports thereon.

Our opinion on the financial statements does not cover the other information and we do not express any form of assurance conclusion thereon.

In connection with our audit of the financial statements, our responsibility is to read the other information and, in doing so, consider whether the other information is materially inconsistent with the financial statements or our knowledge obtained in the audit or otherwise appears to be materially misstated. If, based on the work we have performed, we conclude that there is a material misstatement of this other information; we are required to report that fact. We have concluded that the other information is materially misstated for the same reason with respect to the matters described in the basis for adverse opinion section.

Responsibilities of Management and Board of Directors for the Financial Statements

Management is responsible for the preparation and fair presentation of the financial statements in accordance with Accounting and Reporting Standards as applicable in Pakistan and requirements of companies Act 2017 (XIX of 2017, and for such internal control as management determines is necessary to enable the preparation of financial statements that are free from material misstatement, whether due to fraud or error.

In preparing the financial statements, management is responsible for assessing the company's ability to continue as a going concern, disclosing, as applicable, matters related to going concern and using the going concern basis of accounting unless management either intends to liquidate the Company or to cease operations, or has no realistic alternative but to do so.

Board of Directors are responsible for overseeing the company's financial reporting process.

Auditor's Responsibilities for the Audit of the Financial Statements

Our objectives are to obtain reasonable assurance about whether the financial statements as a whole are free from material misstatement, whether due to fraud or error, and to issue an auditor's report that includes our opinion. Reasonable assurance is a high level of assurance, but is not a guarantee that an audit conducted in accordance with ISAs as applicable in Pakistan will always detect a material misstatement when it exists.

Misstatements can arise from fraud or error and are considered material if, individually or in the aggregate, they could reasonably be expected to influence the economic decisions of users taken on the basis of these financial statements.

As part of an audit in accordance with ISAs as applicable in Pakistan, we exercise professional judgment and maintain professional skepticism throughout the audit. We also:

- Identify and assess the risks of material misstatement of the financial statements, whether due to fraud or error, design and perform audit procedures responsive to those risks, and obtain audit evidence that is sufficient and appropriate to provide a basis for our opinion. The risk of not detecting a material misstatement resulting from fraud is higher than for one resulting from error, as fraud may involve collusion, forgery, intentional omissions, misrepresentations, or the override of internal control.
- Obtain an understanding of internal control relevant to the audit in order to design audit procedures that are appropriate in the circumstances, but not for the purpose of expressing an opinion on the effectiveness of the company's internal control.

FEROZE SHARIF TARIQ & CO.

FEROZE SHARIF TARIQ & CO.
Chartered Accountants
4-N/4, BLOCK 6, P.E.C.H.S.,
KARACHI 75400

Voice: (+9221) 34540891
(+9221) 34522734
Facimile: (+9221) 34540891
Email : fstc.ca@gmail.com

- Evaluate the appropriateness of accounting policies used and the reasonableness of accounting estimates and related disclosures made by management.
- Conclude on the appropriateness of management's use of the going concern basis of accounting and, based on the audit evidence obtained, whether a material uncertainty exists related to events or conditions that may cast significant doubt on the company's ability to continue as a going concern. If we conclude that a material uncertainty exists, we are required to draw attention in our auditor's report to the related disclosures in the financial statements or, if such disclosures are inadequate, to modify our opinion. Our conclusions are based on the audit evidence obtained up to the date of our auditor's report. However, future events or conditions may cause the Company to cease to continue as a going concern.
- Evaluate the overall presentation, structure and content of the financial statements, including the disclosures, and whether the financial statements represent the underlying transactions and events in a manner that achieves fair presentation.

We communicate with the Board of Directors regarding, among other matters, the planned scope and timing of the audit and significant audit findings, including any significant deficiencies in internal control that we identify during our audit.

We also provide the Board of Directors with a statement that we have complied with relevant ethical requirements regarding independence, and to communicate with them all relationships and other matters that may reasonably be thought to bear on our independence, and where applicable, related safeguards.

From the matters communicated the Board of Directors, we determine those matters that were of most significance in the audit of the financial statements of the current period and are therefore the key audit matters. We describe these matters in our auditor's report unless law or regulation precludes public disclosure about the matter or when, in extremely rare circumstances, we determine that a matter should not be communicated in our report because the adverse consequences of doing so would reasonably be expected to outweigh the public interest benefits of such communication.


Report on Other Legal and Regulatory Requirements

Based on our audit except for the matter discussed in basis for adverse opinion section, we further report that in our opinion:

- Proper books of account have been kept by the Company as required by the Companies Act, 2017 (XIX of 2017);
- because of the matters described in Basis for Adverse Opinion section, the statement of financial position, the statement of profit or loss, Statement of comprehensive income, the statement of changes in equity and the statement of cash flows together with the notes thereon have not been drawn up in conformity with the Companies Act, 2017 (XIX of 2017) however, the same are in agreement with the books of account and returns;
- Investments made, expenditure incurred and guarantees extended during the year were for the purpose of the Company's business; and
- No Zakat was deductible at source under the Zakat and Ushr Ordinance, 1980 (XVIII of 1980).

The engagement partner on the audit resulting in this independent auditor's report is Mohammad Ghalib.

UDIN: AR202210161Dj9rnM5dF
Audit Engaging Partner: Mohammad Ghalib
Dated: January 2, 2023
Place: Karachi



CHARTERED ACCOUNTANTS



STATEMENT OF FINANCIAL POSITION AS AT SEPTEMBER 30, 2022

		2022	Restated 2021	Restated 2020
		------(Rupees)-----		
ASSETS	Notes			
NON-CURRENT ASSETS				
Property, Plant and Equipment	4	6,302,190,733	6,866,132,539	4,785,402,752
CURRENT ASSETS				
Stores, Spares and Loose Tools	5	158,247,214	154,981,970	195,842,773
Stock-in-Trade	6	1,249,948,355	1,336,762,811	1,033,517,670
Trade Debts - Unsecured, Considered Good	7	24,498,932	14,219,315	25,846,847
Loans, Advances and Other Receivable - Unsecured, Considered Good	8	652,280,407	219,810,323	640,872,550
Trade Deposits, Short-Term Prepayments and Current Balances with Statutory Authorities	9	11,506,365	10,317,086	9,501,536
Income Tax Refunds and Advances		76,093,958	121,222,340	68,606,864
Short Term Investment - Related Party	10	-	-	-
Cash and Bank Balances	11	83,400,988	60,224,879	33,329,240
		<u>2,255,976,219</u>	<u>1,917,538,724</u>	<u>2,007,517,480</u>
TOTAL ASSETS		<u>8,558,166,952</u>	<u>8,783,671,263</u>	<u>6,792,920,232</u>
EQUITY AND LIABILITIES				
SHARE CAPITAL AND RESERVES				
Authorized Capital				
130,000,000 (2021: 130,000,000) Ordinary Shares of Rs. 10/- each		1,300,000,000	1,300,000,000	1,300,000,000
Issued, Subscribed and Paid-up Capital	12	915,119,920	915,119,920	915,119,920
Reserves and Surplus	13	(4,980,725,173)	(4,547,070,682)	(3,933,675,793)
Surplus on Revaluation of Property, Plant & Equipment (Net)	14	3,507,663,904	3,832,831,467	2,281,084,848
		<u>(557,941,349)</u>	<u>200,880,705</u>	<u>(737,471,025)</u>
NON-CURRENT LIABILITIES				
Sponsors Loan - Unsecured	15	458,613,927	416,225,610	377,813,650
Long Term Finance	16	-	-	-
Long Term Interest Payable	17	-	-	-
Deferred Liabilities	18	1,380,408,748	1,513,233,566	899,676,638
CURRENT LIABILITIES				
Trade and Other Payables - Unsecured	19	4,296,478,918	3,586,929,330	3,277,779,184
Interest, Profit, Mark-up Accrued on Loans and Other payables	20	12,009,624	12,009,624	12,009,624
Short Term Finances - Secured	21	214,303,415	235,893,564	208,709,471
Unclaimed Dividend	22	769,543	769,543	769,543
Current Portion of Non-Current Liabilities	23	2,632,929,321	2,632,929,321	2,635,833,147
Provision for Taxation	24	120,594,805	184,800,000	117,800,000
		<u>7,277,085,626</u>	<u>6,653,331,382</u>	<u>6,252,900,969</u>
CONTINGENCIES & COMMITMENTS	26	-	-	-
TOTAL EQUITY AND LIABILITIES		<u>8,558,166,952</u>	<u>8,783,671,263</u>	<u>6,792,920,232</u>

The annexed notes form an integral part of these financial statements

Zeeshan Ashraf
Chief Executive Officer

Muhammad Ilyas Abdul Sattar
Chief Financial Officer

Syed Maqbool Ali
Chairman Board of Director

STATEMENT OF PROFIT AND LOSS ACCOUNT

FOR THE YEAR ENDED SEPTEMBER 30, 2022

	Notes	2022 (Rupees)	2021
Sales - Net	27	8,454,777,216	5,958,696,037
Cost of Sales	28	(8,594,621,181)	(6,497,210,662)
Gross (Loss)		(139,843,965)	(538,514,625)
Administrative and General Expenses	29	(78,116,781)	(71,631,948)
Distribution and Selling Costs	30	(168,494,640)	(144,259,973)
Other Operating Income / (Loss)	31	(390,582,943)	770,284
(Loss) from Operations		(777,038,329)	(753,636,262)
Finance Cost	32	(42,739,095)	(38,780,763)
Provision for obsolescence and slow moving stocks and stores	5-6	(819,777,424)	(792,417,025)
(Loss) Before Tax		(822,101,793)	(802,335,227)
Taxation	33	63,279,739	7,222,697
(Loss) after Tax		(758,822,054)	(795,112,530)
(Loss) Per Share - Basic	34	(8.29)	(8.69)

The annexed notes form an integral part of these financial statements



Zeeshan Ashraf
Chief Executive Officer



Muhammad Ilyas Abdul Sattar
Chief Financial Officer



Syed Maqbool Ali
Chairman Board of Director

**STATEMENT OF COMPREHENSIVE INCOME**
FOR THE YEAR ENDED SEPTEMBER 30, 2022

	2022	2021
	(Rupees)	
(Loss) for the year	(758,822,054)	(795,112,530)
Items that will not reclassify to profit or loss		
Surplus on revaluation of Property , Plant & Equipment	-	2,421,243,886
Related Deferred tax	-	(687,779,626)
	-	1,733,464,260
Total Comprehensive (loss)/ income for the year	<u>(758,822,054)</u>	<u>938,351,730</u>

The annexed notes form an integral part of these financial statements

Zeeshan Ashraf
Chief Executive Officer

Muhammad Ilyas Abdul Sattar
Chief Financial Officer

Syed Maqbool Ali
Chairman Board of Director

STATEMENT OF CASH FLOW STATEMENT FOR THE YEAR ENDED SEPTEMBER 30, 2022

	2022	2021
	(Rupees)	
Cash Flow from Operating Activities		
(Loss) Before Taxation	(822,101,793)	(802,335,227)
Adjustment for non-cash and other items:		
Depreciation	577,590,424	359,007,360
Financial Charges	42,739,095	38,780,763
Provision for obsolescence and slow moving stocks and stores	2,324,369	9,918,202
	622,653,888	407,706,325
	(199,447,905)	(394,628,902)
Changes in Operating Assets and Liabilities		
(Increase) / Decrease in Current Assets		
Stores and Spares	(4,561,547)	30,942,601
Stock in Trade	85,786,390	(303,245,141)
Trade Debts	(10,279,617)	11,627,532
Loans and Advances	(432,470,084)	421,062,226
Trade Deposits, Prepayments & Other Balances	(1,189,279)	(815,550)
Increase / (Decrease) in Current Liabilities		
Trade and Other Payables	709,549,588	309,150,146
Short Term Finances	(21,590,149)	27,184,093
	325,245,302	495,905,907
Taxes Paid	(88,611,992)	(52,615,472)
Financial Charges Paid	(350,778)	(224,585)
Gratuity Paid	(9,900)	--
	(88,972,670)	(52,840,057)
Net Cash Flows from Operating Activities	36,824,727	48,436,948
Cash Flow from Investing Activities		
Fixed Capital Expenditure	(13,648,618)	(18,493,263)
Net Cash Out Flows from Investing Activities	(13,648,618)	(18,493,263)
Cash Flow from Financing Activities		
Morabaha Payment	-	(1,277,627)
Lease Finance	-	(1,770,420)
Net cash flows from financing activities	-	(3,048,047)
Net Increase in Cash and Cash equivalent	23,176,109	26,895,638
Cash and Bank Balances at Beginning of the year	60,224,879	33,329,240
Cash and Cash equivalent at the end of the year	83,400,988	60,224,878

The annexed notes form an integral part of these financial statements.



Zeeshan Ashraf
Chief Executive Officer



Muhammad Ilyas Abdul Sattar
Chief Financial Officer



Syed Maqbool Ali
Chairman Board of Director



STATEMENT OF CHANGES IN EQUITY FOR THE YEAR ENDED SEPTEMBER 30, 2022

	Issued, Subscribed & Paid-up Capital	General Reserve	Accumulated Profit/(Loss)	Revaluation Surplus on Property, Plant & Equipment	Total
------(Rupees)-----					
Balance as on October 01, 2020 as previously reported	915,119,920	190,000,000	(3,738,267,205)	2,281,084,848	(352,062,437)
Reversal of Deferred Tax Asset booked on tax losses			(385,408,588)		(385,408,588)
Restated Balance as at 30 September, 2020	915,119,920	190,000,000	(4,123,675,793)	2,281,084,848	(737,471,025)
(Loss) for the year	-	-	(795,112,529)	-	(795,112,529)
Revaluation during the year Net of tax	-	-	-	1,733,464,259	1,733,464,259
Incremental Depreciation transferred from Surplus on Revaluation of Property, Plant & Equipment - Net of tax	-	-	181,717,640	(181,717,640)	-
Re-stated Balance as on September 30, 2021	915,119,920	190,000,000	(4,737,070,682)	3,832,831,467	200,880,705
Balance as on September 30, 2021 as previously reported	915,119,920	190,000,000	(4,351,662,094)	3,832,831,467	586,289,293
Reversal of Deferred Tax Asset booked on tax losses	-	-	(385,408,588)	-	(385,408,588)
Re-stated Balance as on September 30, 2021	915,119,920	190,000,000	(4,737,070,682)	3,832,831,467	200,880,705
(Loss) for the Year	-	-	(758,822,054)	-	(758,822,054)
Incremental Depreciation transferred from Surplus on Revaluation of Property, Plant & Equipment - Net of tax	-	-	325,167,563	(325,167,563)	-
Balance as on September 30, 2022	915,119,920	190,000,000	(5,170,725,173)	3,507,663,904	(557,941,349)

The annexed notes form an integral part of these financial statements

Zeeshan Ashraf
Chief Executive Officer

Muhammad Ilyas Abdul Sattar
Chief Financial Officer

Syed Maqbool Ali
Chairman Board of Director

NOTES TO THE FINANCIAL STATEMENTS FOR THE YEAR ENDED SEPTEMBER 30, 2022

1. CORPORATE INFORMATION

Dewan Sugar Mills Limited (the Company) was incorporated in Pakistan, as a Public Limited company on June 27, 1982, under the Companies Act, 1913 (Now the Companies Act 2017 and its shares are listed on Pakistan Stock Exchange Guarantee Limited.(formerly Karachi and Lahore Stock Exchanges in Pakistan). The registered office of the company is situated at Dewan Centre, 3-A, Lalazar, Beach Hotel Road, Karachi-74000, Pakistan; while its manufacturing facilities are located at Jillaniabad, Budho Talpur, Taluka: Mirpur Bathoro, District: Thatta, Sindh, Pakistan. The Principal activity of the Company is production and sale of white crystalline refined sugar, processing and trading of by-products, and other related activities and allied products. Further, one unit of the Company namely Poly propylene unit is non operative since 2016.

The geographical location and address of the company's business units, including mill/plant are as under:

The Company consist of four units namely:

1. Sugar Unit. 2. Distillery Unit, 3. Board and Panel Unit and 4. Poly propylene Unit

1.1 SIGNIFICANT TRANSACTIONS AND EVENTS AFFECTING THE COMPANY'S FINANCIAL POSITION AND PERFORMANCE

All significant transactions and events that have affected the Company's statement of financial position and performance during the year have been adequately disclosed either in the notes to these financial statements or in the Directors' report.

1.2 GOING CONCERN ASSUMPTION

The financial statements of the company for the year ended September 30, 2022 reflect net loss after taxation of Rs.758.822 million (2021: Rs. 795.112 million) and Accumulated negative reserves Rs.4.981 billion (2021: Rs. 4.547 billion) its current liabilities exceeded its current assets by Rs.5.021 billion (2021 Rs.4.736 billion). The Company defaulted in repayment of its restructured long term liabilities due to liquidity crunch faced by the Company and the entire restructured liabilities along with markup eligible for waiver (as disclosed in note 16,17 and 21,26.1 to the financial statements) have become immediately repayable, short term loan has not been renewed by the Banks. These conditions indicate the existence of material uncertainty which may cast significant doubt about the company's ability to continue as a going concern, therefore the company may not be able to realize its assets and discharge its liabilities during the normal course of business.

The financial statements has been prepared on going concern assumption as the Company approached its lenders for further restructuring of its liabilities which is in process. Company is hopeful that such restructuring will be effective soon and will further streamline the funding requirements of the Company which will ultimately help the management to run the operations smoothly with optimum utilization of production capacity. As the conditions mentioned in the foregoing paragraph are temporary and would reverse therefore the preparation of financial statements using going concern assumption is justified.

2 BASIS OF PREPARATION

2.1 Statement Of Compliance

These financial statements have been prepared in accordance with the accounting and reporting standards as applicable in Pakistan with the exception of departure of IFRS as mentioned in note 32.1 to the financial statements, for which the management concludes that provisioning of mark-up would conflict with the objectives of the financial statements. The accounting and reporting standards applicable in Pakistan comprise of:

- a) International Financial Reporting Standard (IFRS) issued by the International Accounting Standards Board (IASB) as notified under the Companies Act, 2017;
- b) Islamic Financial Reporting Standard issued by the Institute of Chartered accountants of Pakistan as are notified under the Companies Act, 2017; and
- c) Provisions of and directives issued under the Companies Act, 2017,

Where provisions of and directives issued under the Companies Act, 2017 differ from the IFRS, the provisions of and directives issued under the Companies Act, 2017 have been followed.

2.2 Basis of Measurement

The financial statements have primarily been prepared under the historical cost convention without any adjustments for the effect of inflation or current values, except for the Land, Building and Plant & Machinery which are on revalued amount in note 4 to the financial statements, financial assets and liabilities which are carried at their fair values. Further, accrual basis of accounting is followed except for cash flow information.

2.3 STANDARDS, AMENDMENTS, INTERPRETATION AND IMPROVEMENTS APPLICABLE TO THE FINANCIAL STATEMENTS

New standards, amendments, interpretation and improvements effective during the current year

The Company has adopted the following standards, amendments, interpretation and improvements to International Financial Reporting Standards (IFRSs) which became effective for the current year:

Amendment or Framework

IFRS 3 - Business Combinations - Definition of a Business (Amendments)
 IFRS 9 / IAS 39 / IFRS 7 - Interest Rate Benchmark Reform (Amendments)
 IAS 1 / IAS 8 - Definition of Material (Amendments)
 Conceptual Framework for Financial Reporting

The adoption of the above standards, amendments, interpretations and improvements to the accounting standards did not have any effect on the Company's financial statements.

Standards, amendments and improvements to the approved accounting standards that are not yet effective.

The following standards, amendments and improvements to the approved accounting standards as applicable in Pakistan would be effective from the dates mentioned below against the respective amendment or improvements:

Amendment or Improvement	Effective date (annual periods beginning on or after)
IFRS 9, IAS 39, IFRS 7, IFRS 4 and IFRS 16 IFRS 16	Interest Rate Benchmark Reform Phase 2 (Amendment) 1-Jan-22 1-Apr-22
IFRS 3	Covid-19 Related Rent Concessions beyond 30 June 2022 (Amendments) 1-Apr-22
IAS 16	Reference to the Conceptual Framework (Amendment) 1-Jan-22
IAS 37	Property, Plant Equipment: Proceeds Before Intended Use (Amendments) 1-Jan-22
IAS 1	Onerous Contracts - Costs of Fulfilling a Contract (amendments) 1-Jan-22
IAS 1	Classification of Liabilities as Current or Non-current (Amendments) 1-Jan-23
IAS 1	Disclosure of Accounting Policies (Amendments) 1-Jan-23
IAS 8	Definition of Accounting Estimates (Amendments) 1-Jan-23
IAS 12	Deferred tax related to Assets and Liabilities arising from a single transaction (amendments) 1-Jan-23
IFRS 10 / IAS 28	Sale or Contribution of Assets between an Investor and its Associate of Joint Venture (Amendment) Not yet finalized

IFRS 9	Financial Instruments - Fees in the '10 percent' test for derecognition of financial liabilities	1-Jan-22
IAS 41	Agriculture - Taxation in fair value measurements	1-Jan-22
IFRS 16	Leases: Lease incentives	1-Jan-22

The above amendments and improvements are not expected to have any material impact of the Company's financial statements in the period of initial application.

Further, the following new standards have been issued by IASB which are yet to be notified by the SECP for the purpose of applicability in Pakistan and are not expected to have any material impact on the Company's financial statements in the period of initial application.

Standard		IASB effective date (annual periods beginning on or after)
IFRS 1	First-time adoption of International Financial Reporting Standards	1-Jan-23
IFRS 17	Insurance Contracts	1-Jan-23

2.4 Significant Accounting Judgments, Estimates and Assumption

The preparation of financial statements in conformity with approved accounting standards requires the use of certain critical accounting estimates. It also requires management to exercise its judgment in the process of applying the Company's accounting policies. Estimates and judgments are continually evaluated and are based on historic experience and other factors, including expectations of future events that are believed to be reasonable under the circumstances. Revisions to accounting estimates are recognized in the period in which the estimate is revised and in any future periods affected.

In the process of applying the Company's accounting policies, management has made the following estimates and judgments which are significant to the financial statements:

2.4.1 Property, Plant and Equipment

Estimates with respect to residual values and depreciable lives and pattern of flow of economic benefits are based on the recommendation of technical team of the Company. Further, the Company reviews the value of the assets for possible impairment on an annual basis. Any change in the estimates in future years might affect the carrying amounts of the respective items of tangible fixed assets with a corresponding affect on the depreciation charge and impairment.

2.4.2 Taxation

In making the estimates for income taxes payable by the Company, the management considers applicable tax laws and the decisions of appellate authorities on certain cases issued in past.

2.4.3 Stock-in-trade, Stores, Spare Parts and Loose Tools

The Company reviews the Net Realizable Value (NRV) of stock-in-trade to assess any diminution in the respective carrying values.

2.4.4 Provision for Expected Credit Loss

A provision for impairment of trade and other receivables is established when there is objective evidence that the company will not be able to collect all amounts due according to the original terms of receivables. These estimates and underlying assumptions are reviewed on an ongoing basis.

2.4.5 Provision for Impairment

The company reviews carrying amount of assets annually to determine whether there is any indication of impairment. If any such indication exists, the assets recoverable amount is estimated and impairment losses are recognized in the statement of Profit or Loss.

3 SIGNIFICANT ACCOUNTING POLICIES

The accounting policies adopted in the preparation of these financial statements are consistent with those of the previous financial year and set out below.

3.1 Post Employment Benefits - Defined Benefit Plan

The Company operated an unfunded gratuity scheme for its staff till 31 March 2007 and changed its policy for Staff retirement benefit from Gratuity to Provident Fund Scheme from April 1, 2007.

The company operated an approved defined contribution provident fund for its eligible permanent employees who opted for the benefits. Equal monthly contributions are made, both by the company and the employees at the rate of 8.33% of the basic salary.

3.2 Trade and Other Payables

Liabilities for trade and other payables, are carried at cost which is the fair value of the consideration to be paid in the future in respect of the goods and services received.

3.3 Taxation**Current Year**

Provision in respect of current year's taxation is based on the method of taxation prescribed under the Income Tax Ordinance, 2001, whereby taxable income is determined, and tax charged at the current rates of taxation after taking into account tax credits, rebates available, if any, and the income falling under the presumptive tax regime, or the minimum tax liability is determined on a whichever is higher basis, and in the event of a current or accumulated carried forward tax loss.

Deferred

Deferred tax is provided, using the balance sheet liability method, on all temporary differences at the balance sheet date between the tax bases of assets and liabilities and their carrying amount for financial statement reporting purposes. Deferred tax assets are recognized for all deductible temporary differences to the extent that it is probable that taxable profits will be available against which the deductible temporary differences, tax credits and unused tax losses can be utilized. Deferred tax liabilities are generally recognized for all temporary taxable differences.

Deferred tax assets and liabilities are measured at the tax rates that are expected to apply when the asset is realized or the liability is settled, based on the tax rates that have been enacted or substantially enacted at the balance sheet date upto September 30, 2012 the company has recognized deferred tax assets in financial statements. The deferred tax asset recognized till September 30, 2012 had been reversed retrospectively in accordance with International Accounting Standard - 8 "Accounting Policies, Changes in Accounting Estimates and Errors", resulting in restatement of financial statements of prior periods. Resultantly, the deferred tax asset balance of Rs 385.408 Million for that existed as at 30th September 2020 have been reversed in the statement of changes in equity, while the corresponding period adjustment in the balance of deferred tax is restated and disclosed. The Balance Sheet also presents the prior year numbers as restated, due to the said change.

3.4 Property, Plant and Equipment

Property, Plant and Equipment are stated at cost less accumulated depreciation and impairment losses, if any except for free hold land, building and plant & machinery which are stated on revalued amount and capital works in progress which are stated at cost accumulated up to the financial statement date.

- **Depreciation**

Depreciation is charged on monthly basis using the reducing balance method whereby the cost of an asset is written off over its estimated useful life. Previously the same was charged at an annual basis. Further, the rates applied are in no case less than the rates prescribed by the Federal Board of Revenue. The depreciation method and useful lives of the items of property, plant and equipment are reviewed periodically and altered if circumstances or expectations have changed significantly. Any change is accounted for as a change in accounting estimate by changing the depreciation charge for the current and future periods. Depreciation is charged for the full month in the period of acquisition and is not charged for the month in which it is disposed.

However depreciation on Plant and Machinery of Board & Panel Unit, Poly Propylene Unit & Distillery Unit on unit of production method. In accordance with the IAS-16 every Company should select the method for charging depreciation that most closely reflects the expected pattern of consumption of the future economic benefits embodied in the asset. The Method is applied consistently from period to period unless there is a change in the expected pattern of consumption of those future economic benefits. The IAS further requires that such pattern of flow of economic benefits should be periodically reviewed and reassessed. Poly propylene Plant stopped its Production since June 2016 therefore no depreciation has been charged on Plant & Machinery as per company policy.

- **Repairs, Renewals and Maintenance**

Major repairs and renewals are capitalized. Normal repairs and maintenance are charged as expense when incurred.

- **Disposal / Retirement of Assets**

Gains or losses on disposal or retirement of assets are determined as the difference between the sale proceeds and the carrying amounts of these assets, and are included in the income currently. When revalued assets are sold, the relevant undepreciated surplus is transferred directly to its accumulated profit/loss.

- **Capital Works-in-Progress**

All expenditures connected with specific assets and incurred during development, installation and construction period are carried as capital work-in-progress. These are transferred to the specific assets as and when these assets are available for commercial or intended use.

- **Surplus on Revaluation**

Any revaluation increase arising on the revaluation of buildings and plant and machinery is recognized in other comprehensive income and presented as a separate component of equity except to the extent that it reverses a revaluation decrease for the same asset previously recognized in profit or loss, in which case the increase is credited to profit or loss to the extent of the decrease previously charged. Any decrease in carrying amount arising on the revaluation of land, buildings and plant & machinery is charged to profit or loss to the extent that it exceeds the balance, if any, held in the surplus on revaluation relating to a previous revaluation of that asset. The surplus on revaluation to the extent of incremental depreciation charged is transferred to unappropriated profit. The surplus realized on disposal of revalued fixed assets is credited directly to retained earnings.

- **Impairment**

Assets are reviewed for impairment whenever events or changes in circumstances indicate that the carrying amount of these assets may not be recoverable. Whenever the carrying amount of these assets exceed their recoverable amount, an impairment loss is recognized in the profit and loss account.

3.4.1 Right-of-use assets

The Company recognizes right-of-use assets at the commencement date of the lease (i.e., the date the underlying asset is available for use). Right-of-use assets are measured at cost, less any accumulated depreciation and impairment losses, and adjusted for any remeasurement of lease liabilities. The cost of right-of-use assets includes the amount of lease liabilities recognized, initial direct costs incurred, and lease payments made at or before the commencement date less any lease incentives received as applicable. Unless the Company is reasonably certain to obtain ownership of the leased asset at the end of the lease term, The right-of-use asset is depreciated using the method of the own assets over the shorter of the lease term and the asset's useful life . The estimated useful lives of assets are determined on the same basis as that for owned assets. In addition, the right-of-use asset is periodically reduced by impairment losses, if any.

3.5 Lease Liability

The Company assesses at contract inception whether a contract is, or contains, a lease, i.e. if the contract conveys the right to control the use of an identified asset for a period of time in exchange for consideration.

The Company applies a single recognition and measurement approach for all leases, except for short-term leases. The Company recognizes lease liabilities to make lease payments and right-of-use assets representing the right to use the underlying assets.

At the commencement date of the lease, the Company recognizes lease liabilities measured at the present value of lease payments to be made over the lease term. The lease payments include fixed payments (including in-substance fixed payments) less any lease incentives receivable, variable lease payments that depend on an index or a rate, and amounts expected to be paid under residual value guarantees. The lease payments also include the exercise price of a purchase option reasonably certain to be exercised by the Company and payments of penalties for terminating a lease, if the lease term reflects the Company exercising the option to terminate. The variable lease payments that do not depend on an index or a rate are recognized as expense in the period on which the event or condition that triggers the payment occurs.

In calculating the present value of lease payments, the Company uses the incremental borrowing rate at the commencement date of the lease if the interest rate implicit in the lease is not readily determinable. After the commencement date, the amount of lease liabilities is increased to reflect the accretion of interest and reduced for the lease payments made. In addition, the carrying amount of lease liabilities is remeasured if there is a modification, a change in the lease term, a change in the in-substance fixed lease payments or a change in the assessment to purchase the underlying asset.”

3.6 Investment in Associated Company

Associates are entities over which the Company exercises significant influence. Investment in associates is accounted for using equity basis of accounting, under which the investment in associate is initially recognized at cost and the carrying amount is increased or decreased to recognize the Company's share of profit or loss of the associate after the date of acquisition. The Company's share of profit or loss of the associate is recognized in the Company's profit and loss account. Distributions received from associate reduce the carrying amount of the investment. Adjustments to the carrying amount are also made for changes in the Company's proportionate interest in the associate arising from changes in the associates' other comprehensive income that have not been recognized in the associate's profit or loss. The Company's share of those changes is recognized in other comprehensive income of the Company. The carrying amount of the investment is tested for impairment, by comparing its recoverable amount (higher of value in use and the fair value less costs to sell) with its carrying amount and loss, if any, is recognized in profit or loss. If the Company's share of losses of an associate equals or exceeds its interest in the associate, the Company discontinues recognizing its share of further losses.

3.7 Stores, Spares and Loose Tools

These are stated at the lower of cost and net realizable value. The cost of inventory is based on the weighted average cost measurement. Items in transit are stated at cost accumulated up to the date of the Statement of Financial Position.

Provision is made for any slow moving and obsolete items is determined based on the managements assessment regarding the future useability.

Net Realizable Value signifies the estimated selling price in the ordinary course of business less costs necessarily to be incurred in order to make the sale.

3.8 Stock-in-Trade

These are valued as follows :

Raw Material	:	At lower of weighted average cost and net realizable value. Cost of raw material and components represents invoice value plus other charges paid thereon.
Finished Goods	:	Cost or net realizable value which ever is lower Cost of finished goods comprises of prime cost and an appropriate portion of production overheads.
Work-in-Process	:	At lower of weighted average cost and net realizable value. Weighted average cost comprises of the cost of raw materials only. Conversion costs are not included as these are insignificant.
Stock in Transit	:	At cost plus direct expenses accumulated up to the balance sheet date.
Molasses	:	Cost in relation to Stock of molasses held by distillery acquired from out side sugar mills is valued at lower of weighted average cost and net realizable value where as the molasses transferred by the mill to distillery are valued on the basis mentioned in note 3.9
Stock at Fair Price Shop	:	At cost calculated on the first-in-first-out method of valuation.
Packing Material	:	At lower of weighted average cost and net realizable value.

Net Realizable Value signifies the estimated selling price in the ordinary course of business less costs necessarily to be incurred in order to make the sale.

3.9 Inter Segment Transfer

Transfer between business segment are recorded at net realizable value.

3.10 Trade Debts and Other Receivables

Trade and other receivables are recognized initially at their transaction price and subsequently measured at amortized cost less loss allowances. These assets are written off when there is no reasonable expectation of recovery. The Company applies IFRS -9 simplified approach for measuring expected credit loss(ECL) on trade receivables at an amount equal to life time credit loss. The ECL on trade receivables are calculated based on actual credit loss experience over the last year on the total balance of non -credit impaired trade receivables.

3.11 Foreign Currency Translation and Hedging

Transactions in foreign currencies are initially recorded using the rates of exchange ruling at the date of transaction. Monetary assets and liabilities in foreign currencies are translated into Rupees at the exchange rates prevailing on the balance sheet date. In order to hedge its exposure to foreign exchange risks, the company, at times, enters into forward exchange contracts. Such transactions are translated at contracted rates. Exchange differences on translating of foreign currency are charged to the current period Profit and Loss Account.

3.12 Revenue Recognition

Revenue from sale of goods is recognized at the point of time when the performance obligations arising from contract with customer is satisfied and the amount of revenue that it expects to be entitled to can be determined and when the customer obtains control of the goods being when the delivery order is issued to the customer provided that the goods have been identified separately as belonging to the customer, the goods are ready for physical transfer to the customer and the Company does not have the ability to use the goods or direct it to another customer.

Revenue is measured based on the consideration specified in a contract with a customer and excludes amounts collected on behalf of third parties, Revenue is disclosed net of returns, discounts and other allowances. Revenue comprise the fair value of the consideration received or receivable on the following basis:

Sales recognized as revenue when goods are delivered and invoiced.

Dividend income is recognized on the basis of declaration by the investee company.

Export sales are recorded when shipped.

Rebate on export sales is recognized in the period in which the related export sales revenue is recognized unless there exist any specific facts and circumstances which indicate that receipt of the rebate amount from the government is uncertain. In that case, the rebate income is recognized when it is realized.

Return on bank deposits is recognized on a time proportion basis on the principal amount outstanding and at the rate applicable.

Unrealized gains / loss arising on re-measurement of investments classified as "financial assets at fair value though "profit or loss" are included in the profit and loss account in the period in which these arise.

Realized capital gains / loss on sale of investments are recognized in the profit and loss account at the time of sale.

3.13 Borrowing Cost

Borrowing cost directly attributable to the acquisition, construction or production of qualifying assets, which are assets that necessarily take a substantial period of time to get ready for their intended use, are added to the cost of those assets until such time the assets are ready for their intended use. All other borrowing costs are charged to income in the period in which they are incurred.

3.14 Provisions

A provision is recognized in the balance sheet when the company has a legal or constructive obligation, and, as a result of past event, it is probable that an outflow of resources embodying economic benefits will be required to settle the obligation, and that a reliable estimate can be made for the amount of this obligation. Provisions are reviewed at each balance sheet date and adjusted to reflect the current best estimate.

3.15 Cash and Cash Equivalents

For the purpose of the cash flow statement, cash and cash equivalents comprise cash and bank balances.

3.16 Impairment of Assets

The carrying amounts of the assets are reviewed for impairment whenever events or changes in circumstances indicate that the carrying amount may not be recoverable. An impairment loss is recognized whenever the carrying amount of an asset exceeds its recoverable amount, whereby the asset is written down to the recoverable amount and the impairment loss is recognized in the profit and loss account. The recoverable amount of property, plant and equipment is the greater of the net selling price and its value in use.

3.17 Related Party Transactions and Transfer Pricing

All transactions with related parties are carried out by the company at arm's length prices, and the transfer price is determined in accordance with the methods prescribed under the Companies Act 2017, and as approved by the board of directors of the company.

3.18 Loans, Advances and Other Receivables

Loans, advances and other receivables are recognized initially at cost, subsequently, stated at cost less estimates made for any doubtful receivables based on a review of all outstanding amounts at the reporting date. Balances considered bad and irrecoverable are written off when identified.

3.19 Short Term and Long Term Loans

Short Term and Long Term Loans are recognized initially at cost, and subsequently at their amortized/ residual cost.

3.20 Business Segments

Business segments are distinguishable components of the company that are engaged in providing an individual product or a group of related products and that is subject to risk and returns that are different from those of other business segments. The business segments of the company are located in the same geographical location.

The assets of a segment include all operating assets used by a segment and consists principally of receivables, inventories and property, plant and equipment, net of allowances and provisions, if any. Segment liabilities include all operating liabilities consisting principally of deferred liabilities, other payables and accrued liabilities. The carrying amount of identifiable assets and liabilities are directly attributed to respective segments. The carrying amount of jointly used assets and liabilities of sugar and allied segments are classified as unallocated assets and liabilities. Inter-segment transfers are effected at cost to the transferring department. All identifiable expenses are directly attributed to the respective segments.

3.21 Intangible Assets

Intangible assets having definite useful lives are stated at cost less accumulated amortization and accumulated impairment losses if any. These are amortized on straight line method over the estimated lives of intangible assets.

3.22 Financial Instruments**a) Initial Recognition**

All financial assets and liabilities are initially measured at cost which is the fair value of the consideration given or received. These are subsequently measured at fair value, amortized cost or cost as the case may be.

b) i) Classification of Financial Assets

The Company classifies its financial instruments in the following categories:

- at fair value through profit and loss ("FVTPL"),
- at fair value through other comprehensive income ("FVTOCI"), or
- at amortized cost.

The Company determines the classification of financial assets at initial recognition. The classification of instruments (other than equity instruments) is driven by the Company's business model for managing the financial assets and their contractual cash flow characteristics.

Financial assets that meet the following conditions are subsequently measured at amortized cost:

- the financial asset is held within a business model whose objective is to hold financial assets in order to collect contractual cash flows; and
- the contractual terms of the financial asset give rise on specified dates to cash flows that are solely payments of principal and interest on the principal amount outstanding.

Financial assets that meet the following conditions are subsequently measured at FVTOCI:

- the financial asset is held within a business model whose objective is achieved by both collecting contractual cash flows and selling the financial assets; and
- the contractual terms of the financial asset give rise on specified dates to cash flows that are solely payments of principal and interest on the principal amount outstanding.

By default, all other financial assets are subsequently measured at FVTPL.

ii) Classification of Financial Liabilities

The Company classifies its financial liabilities in the following categories:

- at fair value through profit and loss ("FVTPL"), or
- at amortized cost.

Financial liabilities are measured at amortized cost, unless they are required to be measured at FVTPL (such as 'instruments held for trading or derivatives) or the Company has opted to measure them at FVTPL.

c) Subsequent Measurement

i) Financial Assets at FVTOCI

Elected investments in equity instruments at FVTOCI are initially recognized at fair value plus transaction costs. Subsequently, they are measured at fair value, with gains or losses arising from changes in fair value recognized in other comprehensive income(loss).

ii) Financial Assets and Liabilities at Amortized Cost

Financial assets and liabilities at amortized cost are initially recognized at fair value, and subsequently carried at amortized cost, and in the case of financial assets, less any impairment.

iii) Financial Assets and Liabilities at FVTPL

Financial assets and liabilities carried at FVTPL are initially recorded at fair value and transaction costs are expensed in the statement of profit or loss and other comprehensive income. Realized and unrealized gains and losses arising from changes in the fair value of the financial assets and liabilities held at FVTPL are included in the statement of profit or loss and other comprehensive income in the period in which they arise. Where management has opted to recognize a financial liability at FVTPL, any changes associated with the Company's own credit risk will be recognized in other comprehensive income / (loss). Currently, there are no financial liabilities designated at FVTPL.

d) Impairment of Financial Assets at Amortized Cost

The Company recognizes a loss allowance for expected credit losses on financial assets that are measured at amortized cost.

e) Derecognition**i) Financial Assets**

The Company derecognizes financial assets only when the contractual rights to cash flows from the financial assets expire or when it transfers the financial assets and substantially all the associated risks and rewards of ownership to another entity. On derecognition of a financial asset measured at amortized cost, the difference between the asset's carrying value and the sum of the consideration received and receivable is recognized in profit or loss. In addition, on derecognition of an investment in a debt instrument classified as at FVTOCI, the cumulative gain or loss previously accumulated in the investments revaluation reserve is reclassified to profit or loss. In contrast, on derecognition of an investment in equity instrument which the Company has elected on initial recognition to measure at FVTOCI, the cumulative gain or loss previously accumulated in the investments revaluation reserve is not reclassified to profit or loss, but is transferred to statement of changes in equity.

ii) Financial Liabilities

The Company derecognizes financial liabilities only when its obligations under the financial liabilities are discharged, cancelled or expired. The difference between the carrying amount of the financial liability derecognized and the consideration paid and payable, including any non-cash assets transferred or liabilities assumed, is recognized in the statement of profit or loss and other comprehensive income.

3.23 Offsetting of Financial Assets and Financial Liabilities

Financial assets and liabilities are off-set and the net amount is reported in the statement of financial position if the Company has a legal right to set off the transaction and also intends either to settle on a net basis or to realize the asset and settle the liability simultaneously.

3.24 Proposed Dividends And Transfer Between Reserves

Dividend declared and transfers between reserves made subsequent to the reporting date are considered as non-adjusting events and are recognized in the financial statements in the period in which such dividends are declared or transfers are made.

3.25 Expenses

All expenses are recognized in the Statement of Profit or loss and other Comprehensive income on accrual Basis.

4	PROPERTY, PLANT & EQUIPMENT	2022 (Rupees)	2021
	Operating Fixed Assets	4.1 6,302,190,733	6,866,132,539
	Capital work -in-progress	4.2 -	-
		<u>6,302,190,733</u>	<u>6,866,132,539</u>

4.1 Operating Fixed Assets

PARTICULARS	COST / REVALUATION				Rate %	DEPRECIATION			Written Down Value as at September 30, 2022
	As at October 01, 2021	Additions/Transfer (Disposals)/	SURPLUS ON REVALUATION	As at September 30, 2022		As at October 01, 2021	For the year / (Adjustment)	As at September 30, 2022	
Free Hold Land	192,240,000	--	--	192,240,000	--	--	--	--	192,240,000
Factory Building on Free Hold Land	1,540,018,618	--	--	1,540,018,618	10	771,713,464	73,405,124	845,118,588	694,900,030
Labour Quarters on Free Hold Land	550,961,018	--	--	550,961,018	25	439,579,586	24,866,266	464,445,852	86,515,166
Plant and Machinery	9,784,824,596	--	--	9,784,824,596	10	4,046,615,803	472,331,822	4,518,947,625	5,265,876,971
Furniture and Fixtures	57,314,206	2,251,028	--	59,565,234	10	44,880,672	1,290,521	46,171,193	13,394,041
Office Equipment	84,655,242	4,139,587	--	88,794,829	10	52,327,717	3,238,855	55,566,572	33,228,257
Vehicles	172,310,633	7,258,000	--	179,568,633	20	161,074,532	2,457,833	163,532,365	16,036,268
2022	12,382,324,313	13,648,615	--	12,395,972,928		5,516,191,774	577,590,421	6,093,782,195	6,302,190,733

PARTICULARS	COST / REVALUATION				Rate %	DEPRECIATION			Written Down Value as at September 30, 2021
	As at October 01, 2020	Additions/Transfer (Disposals)/	SURPLUS ON REVALUATION	As at September 30, 2021		As at October 01, 2020	For the year / (Adjustment)	As at September 30, 2021	
Free Hold Land	142,650,000	--	49,590,000	192,240,000	--	--	--	--	192,240,000
Factory Building on Free Hold Land	1,277,541,207	65,834,762	196,642,649	1,540,018,618	10	716,476,210	55,237,253	771,713,464	768,305,155
Labour Quarters on Free Hold Land	494,262,950	--	56,698,067	550,961,017	25	423,862,443	15,717,142	439,579,585	111,381,432
Plant and Machinery									
Owned	7,442,866,532	123,644,894	2,118,313,170	9,784,824,596	10	3,724,544,908	278,064,371	4,046,615,803	5,738,208,793
Right of use of assets		100,000,000					44,006,524		
Leased	100,000,000	(100,000,000)	--	--	10	41,142,143	2,864,379	--	--
Furniture and Fixtures	57,314,206	--	--	57,314,206	10	43,567,269	1,313,404	44,880,673	12,433,533
Office Equipment	83,090,642	1,564,600	--	84,655,242	10	49,007,219	3,320,498	52,327,717	32,327,525
Vehicles	172,146,133	164,500	--	172,310,633	20	158,584,219	2,490,313	161,074,532	11,236,101
2021	9,769,871,670	191,208,756	2,421,243,886	12,382,324,312		5,157,184,411	359,007,362	5,516,191,773	6,866,132,539

4.1a The segment and category wise allocation of depreciation is as follows:

	2022	2021
	(Rupees)	
Cost of Sales		
Sugar Unit	335,065,394	221,698,681
Polypropylene Unit	6,296,425	4,076,018
Board and Panel Unit	10,473,759	9,850,162
Distillery Unit	221,207,782	118,709,505
Administrative and General Expenses		
Sugar Unit	1,896,253	2,156,812
Polypropylene Unit	85,218	95,413
Board and Panel Unit	119,439	92,933
Distillery Unit	2,446,154	2,327,836
	577,590,424	359,007,360

4.1b Company revalued its Factory Building, Free hold land and Plant and Machinery which arises surplus amounting to Rs.2.421 Billion on 30th September 2021 with a independent valuer M/s. Anderson 103, 1st Floor 16-C Rahat Commercial DHA Phase VI, Karachi. Valuation made on basis of Direct Method i.e. Physical inspection and allocating approximate fair value as per the inquiries conducted by the valuer from different sources and experience of such assignments. Forced sale value of these revalued assets as per report is 4.767 billion. Had there been no such revaluation made by the Company, the written down values of these assets would have been as under:

	2022	2021
	(Rupees)	
Free Hold Land	50,612,532	50,612,532
Factory building on freehold land	139,063,569	156,640,143
Labour quarters on freehold land	698,398	899,132
Plant and Machinery	1,166,633,816	1,261,477,240
	<u>1,357,008,315</u>	<u>1,469,629,047</u>

4.1c Freehold land represents 320 Acres and 16 ghuntas situated at jillaniabad. Budhu Talpur, District Sujawal. The value of Freehold land is Rs.192.240 million(2021 Rs.192.240 million).

4.2 Capital Work-in-Progress

Opening Balance	--	172,715,493
Additions during the year	--	16,764,163
	--	189,479,656
Less: Transfer to Fixed assets	--	189,479,656
	--	--

5 STORES, SPARES & LOOSE TOOLS

Stores	244,686,545	241,037,307
Spares	61,171,636	60,259,327
	305,858,181	301,296,634
Less: Provision for obsolescence and slow moving items	(147,610,967)	(146,314,664)
	<u>158,247,214</u>	<u>154,981,970</u>

6 STOCK-IN-TRADE

Raw Materials		
- Board and Panel Unit	32,093,182	70,042,988
- Distillery Unit	252,183,445	478,175,118
- Polypropylene Unit	1,028,066	1,028,066
Less Provision for obsolescence	(1,028,066)	-
	284,276,627	549,246,172
Work-in-Process		
- Sugar Unit	8,418,626	4,839,600
- Board and Panel Unit	-	220,302
- Distillery Unit	1,080,929	1,248,213
	<u>9,499,555</u>	<u>6,308,115</u>

		2022	2021
		(Rupees)	
Finished Goods			
-	Sugar	-	80,603
	Less valued written down to net realizable value	-	(16,855)
	Net realizable value	-	63,748
-	Boards and Panels -at cost	16,378,791	4,278,230
	Less value written down to net realizable value	(1,857,310)	(827,619)
	Net realizable value	14,521,481	3,450,611
-	Industrial Alcohol -at cost	941,650,692	777,694,165
	Less value written down to net realizable value	-	-
		941,650,692	777,694,165
		1,249,948,355	1,336,762,811
7	TRADE DEBTS - UNSECURED, CONSIDERED GOOD		
	Sugar Unit	-	-
	Board and Panel Unit	-	-
	Distillery Unit	24,498,932	14,219,315
		24,498,932	14,219,315
7.1	The aging of debtors at the reporting date was		
	Up to one month	11,024,520	6,398,692
	1 to 6 months	13,474,412	7,820,623
	More than 6 months	-	-
		24,498,932	14,219,315

Based on past experience the management believes that no impairment allowance is necessary in respect of trade debts due to major amount of trade debts have been recovered subsequent to the balance sheet date and for the rest of the trade debts management believes that the same will be recovered in short course of time. The credit quality of the company's receivable can be measured with their past performance of no default.

8 LOANS, ADVANCES AND OTHER RECEIVABLES UNSECURED, CONSIDERD GOOD

Advances

Against Imports		1,043,576	-
To Contractors		5,079,306	13,243,936
To Growers		9,976,117	10,388,402
To Staff	8.1	2,442,294	2,230,815
Against Stores and Expenses		80,263,876	12,306,296
Advances against Supplier		435,200,544	49,581,467
Others		118,274,694	132,059,408
		652,280,407	219,810,323

8.1 These advances and other receivables are interest free.

8.2 Advance to Staff includes Rs0.145 (2021: Rs. Nil) million due from the executives of the company. The maximum amount due from these executives at any month end was Rs0.375 (2021: Rs. Nil) million.

9	TRADE DEPOSITS, SHORT-TERM PREPAYMENTS & CURRENT BALANCES WITH STATUTORY AUTHORITIES	2022	2021
		(Rupees)	
	Security Deposits	8,001,435	6,428,110
	Prepayments	3,504,930	3,888,976
		<u>11,506,365</u>	<u>10,317,086</u>
10	SHORT TERM INVESTMENT IN ASSOCIATED COMPANY- AT FAIR VALUE THROUGH PROFIT AND LOSS ACCOUNT <i>No. of Ordinary Shares of Rs. 10/- each</i>		
	2022	2021	
	13,000,000	13,000,000	Invested in Cash
	650,000	650,000	Received as fully paid
	<u>13,650,000</u>	<u>13,650,000</u>	
	Surplus on revaluation of investment	-	-
		-	-
	Market Value as at September 30 (Rupees per share)	<u>4.50</u>	<u>7.51</u>
	Percentage of Equity held	<u>9.84%</u>	<u>9.84%</u>
10.1	Associate is an entity over which the Company has significant influence but no control. Company's investee Company is considered to be its associate by virtue of common directorship, member of Yousuf Dewan Companies and its ownership interest of 9.84 % investee Company.		
10.2	Investment in Dewan Farooque Motors Limited		
	Number shares held	13,650,000	13,650,000
	Cost of investment (Rupees)	130,000,000	130,000,000
	Fair value of investment (Rupees)	61,425,000	102,511,500
	Ownership interest	9.84%	9.84%
10.3	Summarized financial information of associated Company		
	Total assets	2,796,470,820	2,978,100,517
	Total Liabilities	5,912,788,810	5,876,319,302
	Net assets	(3,116,317,990)	(2,898,218,785)
	Company's share of net assets	(306,645,690)	(285,184,728)
	Revenue	52,666	75,578
	Loss for the period	(105,082,200)	(63,812,540)
11	CASH AND BANK BALANCES		
	Cash in Hand	515,896	325,616
	Cash at Banks		
	Current Accounts	82,885,092	59,899,263
		<u>83,400,988</u>	<u>60,224,879</u>

Bank balances in deposits and saving accounts are placed under interest / mark-up arrangements. The Company has conventional banking relationships with all the banks.

12 ISSUED, SUBSCRIBED AND PAID-UP CAPITAL

No. of Ordinary Shares of Rs. 10/- each

				2022	2021
				(Rupees)	
2022	2021				
11,430,000	11,430,000	Fully Paid in cash		114,300,000	114,300,000
18,255,996	18,255,996	100% Right Issue		182,559,960	182,559,960
55,000,000	55,000,000	Right Issue		550,000,000	550,000,000
84,685,996	84,685,996			846,859,960	846,859,960
6,825,996	6,825,996	Issued as fully paid bonus shares		68,259,960	68,259,960
91,511,992	91,511,992			915,119,920	915,119,920

The above includes holding of associated companies of 5,788,938 (2021: 5,788,938) ordinary shares.

12.1 The shareholders are entitled to receive dividends as declared from time to time, and are entitled to one vote per share at the meetings of the company. All shares rank equally in respect to the company's residual assets.

12.2 The pattern of shareholding, as required under the Code of Corporate Governance issued by the Securities and Exchange Commission of Pakistan, is attached at the end of this report.

13 RESERVES AND SURPLUS

General Reserve	190,000,000	190,000,000
Accumulated Loss	(5,170,725,173)	(4,737,070,682)
	(4,980,725,173)	(4,547,070,682)

14 SURPLUS ON REVALUATION OF PROPERTY, PLANT AND EQUIPMENT (Net)

The following fixed assets of the Company were revalued on September 30, 2021. The revaluation was carried out by independent valuer M/s. Anderson Consulting (Pvt) Ltd., 103 1st Floor 16-C Rahat Commercial DHA Phase VI, Karachi. Bases of revaluation are as follows:

Land

Revalued amount of Land determined from Market value trend of sales and purchases of properties and have collected information of current matured transactions in recent past also considered and analyzed through detailed market survey, the properties that have recently been Sold or Purchased or offered in the same vicinity to determine the best estimates of the present value of the land. Further gathered information and data of immediate neighborhood and surroundings area, and settle the reasonable value of the land.

Factory Building & Labour Quarters on free hold land

Revalued amount of building had been determined by reference to present depreciated replacement values after taking into consideration covered area and type of construction, age of civil and ancillary structures, physical conditions and level of preventive maintenance carried out by the Company.

Plant and Machinery

Revalued amount of plant and machinery had been determined by reference to present depreciated replacement values after taking into consideration the existence, level of maintenance and assessment of value of the machinery on the basis of its present conditions. Assessed value was determined through a computation of the remaining useful life of the assets with the present market value.

The revaluation has resulted in increase in surplus and corresponding carrying amounts of property, plant and equipment by Rs.2.421 Billion.

Particulars	W.D.V. of assets before revaluation	Revalued amount	Revaluation Surplus
		----- (Rupees) -----	
Free hold Land	142,650,000	192,240,000	49,590,000
Plant and Machinery	3,619,895,630	5,738,208,800	2,118,313,170
Factory Building on free hold land	571,662,504	768,305,153	196,642,649
Labour Quarter on free hold land	54,683,365	111,381,432	56,698,067
	<u>4,388,891,499</u>	<u>6,810,135,385</u>	<u>2,421,243,886</u>

		2022	2021
		Rupees	
Balance at beginning		3,832,831,467	2,281,084,848
Surplus arising on revaluation of Property, Plant & Equipment during the year		-	2,421,243,886
Related deferred tax on arising surplus (excluding freehold land)		-	(687,779,627)
Surplus relating to incremental depreciation - net of deferred tax		(325,167,563)	(181,717,640)
		3,507,663,904	3,832,831,467
15 SPONSOR LOAN-UNSECURED			
Sponsor Loan	15.1	302,120,745	271,740,191
Sponsor Loan	15.2	156,493,182	144,485,419
		458,613,927	416,225,610
15.1 Sponsor Loan			
Loan Amount		513,232,200	513,232,200
Less Present value adjustment opening		(241,492,009)	(268,817,565)
Add Amortization Discount Charged to P & L		30,380,554	27,325,556
		(211,111,455)	(241,492,009)
Present Value of Sponsor Loan		302,120,745	271,740,191

The Sponsor loan has been measured at amortized cost in accordance with IFRS-9 previously International Accounting Standard 39, Financial Instruments: Recognition and Measurement, and have been discounted using the weighted average interest rate of 11.18% per annum. This interest free loan is payable in lump sum on September 30, 2027.

15.2 Sponsor Loan		159,647,920	159,647,920
Present value adjustment :Opening		(15,162,501)	(26,248,905)
Add Amortization Discount Charged to P & L		12,007,763	11,086,404
		(3,154,738)	(15,162,501)
Preset value of sponsor loan		156,493,182	144,485,419

This represents unsecured interest free loan payable to sponsor director. This liability had arisen on account of settlement of liabilities of the bank, which were settled by sponsor. The amount of loan had been measured at amortized cost in accordance with IFRS-9 previously International Accounting Standard 39, Financial Instruments: Recognition and Measurement, and discounted using the weighted average interest rate of 8.1% per annum. This interest free loan is payable in lump sum on December 31, 2022.

		2022	2021
		(Rupees)	
16	LONG TERM FINANCE - SECURED		
	Syndicated Term Finance	16.1	-
	First National Bank Modaraba	16.2	-
	Syndicated Term Finance	-	-
16.1	Syndicated Term Finance	2,348,128,218	2,348,128,218
	Less: Repayment during the year	-	-
	Classified as current portion	2,348,128,218	2,348,128,218
	Current Maturity	-	-
	Overdue installments	2,348,128,218	2,348,128,218
	Less : Current Maturity of Non Current Liabilities	2,348,128,218	2,348,128,218
		-	-
16.2	First National Bank Modaraba		
	Principal amount outstanding	-	-
	Less: Repayment during the year	-	-
		-	-

16.1 The Company had made settlement with all the lenders of the Company through compromising decree dated February 18, 2011 granted by Honorable High Court of Sindh at Karachi. In the compromise decree the terms had been finalized as all the loans of the Company had been rescheduled by the lenders. The loan amount Rs.3,447.004 million after repayment of sale proceeds of Khoski by Rs. 450 million in proportions of lenders outstanding loan. The repayment was made out of the sale proceeds of Khoski assets of Rs.500 million and the remaining Rs. 50 million paid to the buyer against outstanding liabilities of the sugarcane suppliers of Khoski unit.

Further more, it was agreed that the said loan will be repayable in ten years with one year grace period with no markup through out the repayment period, the principal amount will be paid in 32 (1 to 32)un-equal quarterly installments ranging from Rs.57.099 million to Rs. 152.395 million. The tenure of repayments had been started from March 30, 2012 and last payment was due on December 30, 2020.

Moreover banks / financial institutions had allowed further working capital limit to the Company as fully explained in note 21.1 and 26.1 to these financial statements. However, in case of default by the company the entire outstanding mark up as disclosed in the agreement will remain outstanding liability of the company and all amounts in respect of its liabilities shall become payable with immediate effect as per term of the Compromise Agreement.

The Company had defaulted in repayments of restructured liabilities . however, the Company approached its lenders for further restructuring of its liabilities. Management is hopeful that such revision will be finalized soon. Accordingly the Banks' liability had been classified as non-current.

16.2 This amount represents principal outstanding out of 37.525 million mutual agreed rescheduled amount approved by the management of First National Bank Modaraba on June 15, 2011. The Principal amount was agreed to be paid in 32 (1 to 32) quarterly un-equal installments of Rs. 0.558 million to 1.520 million. Final and last installment was due on March 16, 2021 and timely paid by the Company. No mark up charged during the period of tenure.

		2022	2021
		(Rupees)	
17	LONG TERM MARK UP PAYABLE		
	Syndicated Term Finance Markup Payable	17.1	-
	Mark-up payable	17.2	-
		-	-

17.1 This amount represents token mark up of Rs. 425.051 million payable to Syndicated (Summit Bank & Others) in 4 equal quarterly installments. Company had provided Rs.284.80 million till September, 2018 and stopped providing further markup and approached to lenders for waiver. We are hopeful our this request will be oblige.

Syndicated Term Finance Markup Payable

Mark up Payable opening	284,801,103	284,801,103
Add Provision during the year	-	-
	284,801,103	284,801,103
Less :Over due Current Maturity	284,801,103	284,801,103
	-	-

17.2 This amount represents token mark up of Rs. 2.525 million payable to First National Bank Modaraba in 4 equal quarterly installments (33 to 36) of Rs.0.631 million and timely paid.

**Mark-up payable
(First National Bank Modaraba)**

Mark up Payable opening	-	1,133,407
Add Provision during the year	-	-
	-	1,133,407
Less: Payment during the period	-	1,133,407
	-	-
Less : Current Maturity of Non Current Liabilities	-	-
	-	-

18 DEFERRED LIABILITIES

Staff Gratuity	18.1	5,548,794	5,558,694
Deferred Tax Liability	18.2	1,374,859,954	1,507,674,872
		1,380,408,748	1,513,233,566
18.1 Staff Gratuity			
Opening Balance		5,558,694	5,558,694
Less: Payments made during the year		9,900	-
		5,548,794	5,558,694

The Company discontinued and replaced its policy for staff retirement benefits plan of gratuity with Provident Fund on 31-3-2007 and provision for its outstanding liabilities had been made till 31 March 2007.

18.2 Deferred Income Tax Liability/(Re-stated)	2022	2021 Re-stated	2020 Re-stated
Deferred tax liability arising on Surplus on Revaluation of Property, Plant and Equipment	1,374,859,953	1,507,674,872	894,117,943
Deferred tax liability arising due to accelerated tax depreciation	67,417,292	79,347,988	88,278,858
Deferred tax asset arising on carry forward losses	(1,510,649,034)	(1,409,475,862)	(1,251,164,472)
Deferred tax assets arising on Staff Gratuity and Other Provisions	(1,609,150)	(1,612,021)	(1,492,483)
	(69,980,939)	175,934,977	(270,260,154)
Deferred tax asset not recognized 18.2.1	1,444,840,893	1,331,739,895	1,164,378,097
	<u>1,374,859,954</u>	<u>1,507,674,872</u>	<u>894,117,944</u>

18.2.1 Deferred tax asset not recognized on 30 September 2020 - as previously reported	778,969,509
Add: Deferred tax asset reversed for prior periods	385,408,588
Deferred tax asset not recognized on 30 September 2020 - as Re-stated	<u>1,164,378,097</u>

	2022	2021
	(Rupees)	
19 TRADE AND OTHER PAYABLES		
Creditors for Goods	1,690,009,496	2,378,035,450
Advance from Customers	2,111,124,310	802,898,088
Accrued Expenses		
Sales Tax	380,130,598	311,987,127
Sales Commission	12,993,221	15,803,685
Salaries and Wages	36,941,881	29,996,473
Others	21,084,147	20,485,470
	451,149,847	378,272,755
Other Liabilities		
Others	44,195,265	27,723,037
	<u>4,296,478,918</u>	<u>3,586,929,330</u>
20 INTEREST, PROFIT, MARK-UP ACCRUED ON LOAN & OTHER PAYABLES		
On Short Term Finances	12,009,624	12,009,624
	<u>12,009,624</u>	<u>12,009,624</u>
21 SHORT TERM FINANCE - SECURED		
Short Term Running Finance Facilities - Secured 21.1	192,195,875	192,195,875
Book Overdraft	22,107,540	43,697,689
	<u>214,303,415</u>	<u>235,893,564</u>

21.1 This amount represent running finance facility of Rs. 192.196 (2021: 192.196) million sanctioned by the lenders as per Court order/compromising decree. The facility is secured by the way of first charge over current assets of the Company with 20% margin. The markup of this facility is 3 month KIBOR plus 0.75% per annum payable on quarterly basis. The financing agreement has been expired and not renewed by the Banks.

22 UNCLAIMED DIVIDEND		
Opening balance	769,543	769,543
Paid during the year	-	--
	<u>769,543</u>	<u>769,543</u>

As per the provision of Section-242 of the Companies Act, 2017 and directives of the Securities and Exchange Commission of Pakistan vide circular no. 18 dated 01 August, 2017, cash dividend will only be paid through electronic mode directly in the bank accounts of shareholders, accordingly this unpaid dividend pertains to those shareholders who did not provide their valid bank account details.

		2022	2021
		(Rupees)	
23	CURRENT PORTION OF NON-CURRENT LIABILITIES		
	Long Term Finance Facilities	16 2,348,128,218	2,632,929,321
	Long Term Mark-up Payable	17 284,801,103	--
		<u>2,632,929,321</u>	<u>2,632,929,321</u>
24	PROVISION FOR TAXATION		
	Balance at the beginning	184,800,000	117,800,000
	Add: Provision for the year	95,000,000	67,000,000
		<u>279,800,000</u>	<u>184,800,000</u>
	Payment / adjustment during the year	159,205,195	--
		<u>120,594,805</u>	<u>184,800,000</u>

Income tax returns of the Company have been filed and adjustments have been made till tax year 2022 which are deemed to be assessed u/s 120 of the Income Tax Ordinance 2001. The provision made in these financial statements is sufficient to cover the tax obligation.

25	Relationship between income tax expense and accounting profit.	Provision	Deemed Assessment
	Accounting (loss) as per profit or loss account (Profit) & Loss under FTR	(822,101,793) (65,150,093) <u>(756,951,700)</u>	(802,335,226) (48,157,365) <u>(754,177,861)</u>
	Applicable tax rate	<u>29%</u>	<u>29%</u>
	Tax on accounting (loss)	(219,515,994)	(218,711,580)
	Tax effect of timing difference on depreciation	89,006,205	48,232,214
	Tax effect of expenses/provision that are not deductible in determining taxable loss charged to profit & loss account	12,668,540	11,139,468
	Effect of Loss carried/(brought) forward & Rate Difference	117,841,249	159,339,898
		-	-
		-	-
	Minimum tax payable under Income Tax Ordinance, 2001	<u>95,000,000</u>	<u>67,000,000</u>

26 CONTINGENCIES AND COMMITMENTS

Contingencies

- 26.1 a** In respect of liabilities towards banks / financial institutions disclosed in note 16 to the financial statements, during the year ended 2012, certain lenders had entered into a compromise agreement with the Company for outstanding debt sought by lenders in the suits filed by them and it was agreed that the Company would settle all the liabilities at principal amount of Rs. 3.451billion and markup thereon of Rs.471.824 million (eligible for waiver if the Company repays the entire outstanding principal as per term of agreement), consequent to which consent decrees were granted by the Honorable High Court of Sindh, Karachi. Owing to default in repayment of restructured liabilities as per compromise agreement, the lenders filed executions of consent decrees amounts upto Rs.3.451 billion. The Company also filed suits in Honorable High Court of Sindh at Karachi wherein it had been strongly contested that filing of executions is unjust and against the law. Management of the Company expects favorable outcome therefrom.
- b** As per the terms of the restructuring the waiver markup allowed by the lender amount in to Rs. 471.824 million, which would be liable to be paid in the event of default of the term of agreement. The company had defaulted in repayments of liability, however the company approached to the lenders for further restructuring as detailed in note 17.1 to the financial statements. since the restructuring is in advance stage therefore management is confident that this amount will remain eligible for waiver, hence no provision of the same has been made in these financial statements.

- 26.2** The Sales tax Department issued show cause for inadmissible input sales tax of Rs. 120 million and 13.8 million, the company filed constitutional petition (CP) in the High Court of Sindh and obtained stay orders. The outcome of both cases has been decided against the company by the High Court of Sindh and matter is currently pending with the Department in terms of show cause notice, but not demand has been adjudicated.
- 26.3** The Department issued show cause against the recovery of the sales tax amounting to Rs. 138.9 million and the Company filed appeal against the demand to Appellate Tribunal IR and the Tribunal passed order in favor of the company and set-aside & revert back to the department to adjust the refunds and ascertain exact claim after adjustment of refunds pending with the department.
- 26.4** As on December 8, 2020 the Commissioner Inland Revenue passed orders for the years 2015 to 2019 u/s 122(1) after making huge additions. The Company filed the appeals before the Commissioner Inland revenue (Appeals 1) Karachi who decided the case against the Company. The Company filed appeal in Appellate Tribunal Karachi against the decision of Commissioner (Appeals 1). The Appellate Tribunal has decided the case in favor of the Company and demand has been set-aside by the Tribunal.
- 26.5** Guarantees given by the commercial banks on behalf of the Company amounted to Rs.2.84 million (2021:Rs. 2.84) million.

27 SALES

	Sugar Segment		Polypropylene Segment		Board and Panel Segment		Distillery Segment		Total	
	2022	2021	2022	2021	2022	2021	2022	2021	2022	2021
	(Rupees)									
Gross Sales										
Local	4,052,912,351	2,749,806,964	-	-	94,921,777	199,649,563	292,284,692	213,772,862	4,440,118,820	3,163,229,389
Exports	-	-	-	-	-	-	4,718,122,101	3,217,519,742	4,718,122,101	3,217,519,742
	4,052,912,351	2,749,806,964	-	-	94,921,777	199,649,563	5,010,406,793	3,431,292,604	9,158,240,921	6,380,749,131
Sales Commission	-	-	-	-	-	-	24,989,980	16,979,898	24,989,980	16,979,898
Sales Tax/Special Excise Duty	623,575,285	346,138,020	-	-	15,820,298	33,167,100	39,078,142	25,768,076	678,473,725	405,073,196
	623,575,285	346,138,020	-	-	15,820,298	33,167,100	64,068,122	42,747,974	703,463,705	422,053,094
Net Sales	3,429,337,066	2,403,668,944	-	-	79,101,479	166,482,463	4,946,338,671	3,388,544,630	8,454,777,216	5,958,696,037

28 COST OF SALES

Note	Sugar Segment		Polypropylene Segment		Board and Panel Segment		Distillery Segment		Total	
	2022	2021	2022	2021	2022	2021	2022	2021	2022	2021
	(Rupees)									
Raw material - opening stock	-	-	1,028,066	1,028,066	70,042,989	44,308,091	478,175,118	525,612,074	549,246,173	570,948,231
Purchases	3,910,415,269	2,832,954,028	-	-	26,903,505	160,852,505	3,603,563,122	3,045,517,052	7,540,881,896	6,039,323,586
Raw material - closing stock/written off	-	-	(1,028,066)	(1,028,066)	(32,093,182)	(70,042,988)	(252,183,445)	(478,175,118)	(285,304,693)	(549,246,172)
Raw material consumed	3,910,415,269	2,832,954,028	-	-	64,853,312	135,117,608	3,829,554,795	3,092,954,008	7,804,823,376	6,061,025,645
Road Cess	3,057,765	2,129,754	-	-	-	-	-	-	3,057,765	2,129,754
Salaries, Wages and Other Benefits	184,949,075	166,675,639	803,030	151,948	12,238,125	10,105,030	98,687,002	85,385,124	296,677,232	262,317,741
Water, Fuel and Power	25,533,907	39,501,320	-	-	12,349,709	22,817,745	256,657,416	175,765,902	294,541,032	238,084,967
Stores and Spares consumed	132,530,456	93,178,522	15,349	52,801	1,526,305	2,591,809	121,544,466	85,398,336	255,616,575	181,221,468
Insurance	-	169,226	-	-	-	-	4,494,216	4,060,790	4,494,216	4,230,016
Depreciation	335,065,394	221,698,681	6,296,425	4,076,018	10,473,759	9,850,162	221,207,782	118,709,505	573,043,360	354,334,366
Repairs and Maintenance	3,185,941	5,646,143	42,842	-	14,700	150,350	19,103,267	15,272,160	22,346,750	21,068,654
Other Overheads	8,599,099	9,558,065	230	-	387,861	221,780	26,482,837	16,572,117	35,470,027	26,351,962
Vehicle Running Expenses	9,445,717	6,279,505	-	-	82,735	72,106	1,938,484	379,180	11,466,936	6,730,792
	4,612,782,623	3,377,790,883	7,157,876	4,280,767	101,926,507	180,926,590	4,579,670,264	3,594,497,122	9,301,537,270	7,157,495,362
Work in process - beginning	4,839,600	1,908,463	-	-	220,302	245,221	1,248,213	20,165,571	6,308,115	22,319,255
Work in process - ending	(8,418,627)	(4,839,600)	-	-	-	(220,302)	(1,080,929)	(1,248,213)	(9,499,955)	(6,308,115)
Cost of Goods Manufactured	4,609,203,596	3,374,859,746	7,157,876	4,280,767	102,146,809	180,951,509	4,579,837,548	3,613,414,480	9,298,345,829	7,173,506,502
Finished goods - opening stock	63,748	-	-	-	3,450,611	13,904,629	777,694,165	426,345,555	781,208,524	440,250,184
Transfer to Other Segments	(528,761,000)	(335,337,500)	-	-	-	-	-	-	(528,761,000)	(335,337,500)
Finished goods - closing stock	-	(63,748)	-	-	(14,521,480)	(3,450,611)	(841,650,692)	(777,694,165)	(956,172,172)	(781,208,525)
	4,080,506,344	3,039,458,498	7,157,876	4,280,767	91,075,940	191,405,527	4,415,881,020	3,262,065,870	8,594,621,181	6,497,210,662

28.1 a) No production activity in polypropylene Unit during the year, therefore the depreciation on Plant & Machinery has not been charged on same unit as per the Company policy as disclosed in No. 3.4 to the Financial Statements.

28.2 Salaries, Allowances & Other Benefits include Rs.3.30 (2021:2.43) million in respect of Staff Retirement Benefits.

29 ADMINISTRATIVE AND GENERAL EXPENSES

	Note	Sugar Segment		Polypropylene Segment		Board and Panel Segment		Distillery Segment		Total	
		2022	2021	2022	2021	2022	2021	2022	2021	2022	2021
(Rupees)											
Salaries, Allowance & Other Benefits	29.1	13,004,320	16,314,813	-	-	-	420,000	21,236,432	15,281,924	34,240,752	32,016,737
Office and Other Expenses		-	-	-	-	-	-	31,391	-	31,391	-
Entertainment		9,250	92,781	-	-	-	-	239,151	207,668	248,401	300,449
Communication		101,793	247,882	-	-	-	-	1,687,236	2,009,854	1,789,029	2,257,736
Depreciation		1,896,253	2,156,812	85,218	95,413	119,439	92,933	2,446,154	2,327,836	4,547,064	4,672,994
Vehicle Running Expenses		989,561	1,142,161	-	-	-	-	4,198,623	2,699,639	5,188,184	3,841,800
Legal and Professional Charges		5,684,100	5,031,584	-	-	-	-	1,810,350	1,814,166	7,494,450	6,845,750
Printing and Stationery		194,546	194,060	-	-	-	-	343,597	230,197	538,143	424,257
Rent, Rates and Taxes		14,824,706	16,162,071	-	-	-	-	195,800	700,624	15,020,506	16,862,695
Traveling and Conveyance		411,200	116,755	-	-	7,250	-	1,288,791	318,830	1,707,241	435,584
Auditors' Remuneration	29.2	829,300	815,000	-	-	-	-	-	-	829,300	815,000
Fees and Subscription		1,340,455	1,062,505	-	-	-	-	4,859,299	1,718,440	6,199,754	2,780,945
Miscellaneous		5,000	20,000	-	-	-	-	277,566	358,000	282,566	378,000
		<u>39,290,484</u>	<u>43,356,424</u>	<u>85,218</u>	<u>95,413</u>	<u>126,689</u>	<u>512,933</u>	<u>38,614,390</u>	<u>27,667,178</u>	<u>78,116,781</u>	<u>71,631,948</u>

29.1 Salaries, Allowances & Other Benefits include Rs.0.99(2021:1.80) million in respect of Staff Retirement Benefits.

	2022	2021
(Rupees)		
29.2 Auditors Remuneration		
Audit Fee	577,500	577,500
Half Yearly Review	137,500	137,500
Cost Audit fees	114,300	100,000
	<u>829,300</u>	<u>815,000</u>

30 DISTRIBUTION AND SELLING COSTS

	Sugar Segment		Polypropylene Segment		Board and Panel Segment		Distillery Segment		Total	
	2022	2021	2022	2021	2022	2021	2022	2021	2022	2021
(Rupees)										
Sugar Bags Handling	2,349,417	1,428,329	-	-	-	-	-	-	2,349,417	1,428,329
Export Expenses	-	-	-	-	-	-	166,145,223	142,831,644	166,145,223	142,831,644
	<u>2,349,417</u>	<u>1,428,329</u>	<u>-</u>	<u>-</u>	<u>-</u>	<u>-</u>	<u>166,145,223</u>	<u>142,831,644</u>	<u>168,494,640</u>	<u>144,259,973</u>

31 OTHER OPERATING INCOME / (LOSS)

Profit from Dewan Petroleum Services		-	41,990
Profit on Deposit Account	31.1	522,409	728,294
Exchange (Loss)		(391,105,352)	-
		<u>(390,582,943)</u>	<u>770,284</u>

31.1 Represents markup on bank accounts under conventional banking relationship.

32 FINANCIAL COST	2022	2021
	(Rupees)	
Markup on Term Finance Facilities	-	144,219
Bank Charges	350,778	224,584
Unwinding of discount	15 42,388,317	38,411,960
	<u>42,739,095</u>	<u>38,780,763</u>

32.1 The company has not provided the markup on long term and short term borrowings from banks since September 30, 2018 due to default in repayment of loans as fully disclosed in note 16, 17, 23 and 26.1 to the financial statements. During the year amounting to Rs. 393.128 million (Up to September 30, 2021: Rs. 816.126 million), have not been booked by the company due to on going restructuring process taken up with the banks. The Management of the company is quite hopeful that banks will accept restructuring proposal in near future. Had the provision been made the loss for the year would have been higher by Rs. 393.128 million and accrued mark-up would have been higher and shareholders' equity would have been lower by Rs. 1.209 billion. The said non provisioning is departure from the requirement of IAS 23- 'Borrowing Costs'.

33 TAXATION	2022	2021
	(Rupees)	
Current Income Tax charge	95,000,000	67,000,000
Provision for Deferred Income Tax	(132,814,922)	(74,222,697)
Prior Year Adjustment	(25,464,817)	--
	<u>(63,279,739)</u>	<u>(7,222,697)</u>

In view of the carry forward tax losses of the company; current year taxation charge, except for income covered under the presumptive tax regime, has been determined as the minimum tax under Section 113 of the Income Tax Ordinance, 2001. Following course, gross turnover from all sources up to September 30, 2022 have been taxed @1.25% and advance tax deducted under the presumptive tax regime have been determined as the current tax liability of the company for the year and that preceding.

34 LOSS PER SHARE - BASIC		
Loss for the Year	<u>(758,822,054)</u>	<u>(795,112,529)</u>
Weighted average number of shares in issue	<u>91,511,992</u>	<u>91,511,992</u>
Loss per Share - Basic	<u>(8.29)</u>	<u>(8.69)</u>

34.1 There is no dilution of the basic earning per share of the company, as it has not issued any instrument having an option to convert into the issued ordinary share capital of the company.

35 REMUNERATION OF CHIEF EXECUTIVE, DIRECTORS AND EXECUTIVES
The aggregate amount charged in the financial statements for the year, in respect of remuneration, including certain benefits to the Directors and Executives of the company, is as follows:

Description	2022			2021		
	Director	Executives	Total	Director	Executives	Total
		(Rupees)		(Rupees)		
Managerial Remuneration	6,820,258	13,222,552	20,042,810	4,062,194	10,054,000	14,116,194
House Rent Allowance	3,069,116	5,950,149	9,019,265	1,827,987	4,524,300	6,352,287
Utilities	682,026	1,322,255	2,004,281	406,219	1,005,400	1,411,619
Others	3,600	28,800	32,400	3,600	21,300	24,900
Total	10,575,000	20,523,756	31,098,756	6,300,000	15,605,000	21,905,000
Number of Persons	1	8	9	1	8	9

Director and Certain executives of the company are provided with free use of company maintained cars.

36 PLANT CAPACITY AND PRODUCTION

	2022	2021
Sugar Unit		
Rated crushing capacity per day (MT)	8,000	8,000
Cane crushed by the company (MT)	489,240	340,759
Sugar produced by the company (MT)	50,790	33,936
Days worked (Nos.)	99	84
Sugar Recovery (%)	10.41%	9.97%
Polypropylene Unit		
Annual Capacity in Tons	4,455	4,455
Capacity Utilization	-	-
Board and Panel Unit		
Per Day Capacity (Number of Sheets)	1,000	1,000
Capacity Utilization	28.58%	50.19%
Distillery Unit		
Annual Capacity on the basis of 300 days (Tons)	30,000	30,000
Capacity Utilization	107%	87%

The company utilized full capacity for the production and obtained maximum production.

37 FINANCIAL INSTRUMENTS AND RELATED DISCLOSURES

37.1 Financial Risk Management

The Company's activities expose it to a variety of financial risks: credit risk, liquidity risk and market risk (interest/mark-up rate risk). The Company's overall risk management program focuses on the unpredictability of markets and seeks to minimize potential adverse effects on the financial performance. The Company consistently manages its exposure to financial risk without any material change from previous periods in the manner described in notes below.

The Board of Directors has overall responsibility for the establishment and oversight of Company's risk management framework. All treasury related transactions are carried out within the parameters of these policies.

a) Credit Risk

Credit risk is the risk that one party to a financial instrument will fail to discharge an obligation and cause the other party to incur a financial loss, without taking into account the fair value of any collateral. Concentration of credit risk arises when a number of counter parties are engaged in similar business activities or have similar economic features that would cause their ability to meet contractual obligations to be similarly affected by changes in economic, political or other conditions. Concentrations of credit risk indicate the relative sensitivity of the Company's performance to developments affecting a particular industry.

Exposure to Credit Risk

Credit risk of the Company arises from long term loans, long term deposits, trade debts, short term loans, trade deposits, other receivables and bank balances. The management continuously monitors the credit exposure towards the clients and makes provision against those balances considered doubtful of recovery.

The Company's management, as part of risk management policies and guidelines, reviews clients' financial position, considers past experience. Further, credit risk on liquid funds is limited because the counter parties are banks with reasonably high credit ratings.

The carrying amounts of financial assets represent the maximum credit exposure. The maximum exposure to credit risk at the reporting date is:

	2022	2021
	Rupees	
Short term Investment	-	-
Trade Debts	24,498,932	14,219,315
Loans and Advances	652,280,407	219,810,323
Trade Deposits and Prepayments	11,506,365	10,317,086
Bank Balances	82,885,094	59,899,263
	<u>771,170,799</u>	<u>304,245,987</u>

The company manages credit risk of receivables through the monitoring of credit exposures and continuous assessment of credit worthiness of its customers. The company believes that it is not exposed to any major concentration of credit risk as its customers are credit worthy and dealing banks possess good credit ratings.

37.1.1 Liquidity Risk

Liquidity risk is the risk that the Company will not be able to meet its financial obligations as they fall due. Prudent liquidity risk management implies maintaining sufficient cash and marketable securities, the availability of adequate funds through committed credit facilities and the ability to close out market positions due to dynamic nature of the business. The Company finances its operations through equity, borrowings and working capital with a view to maintaining an appropriate mix between various sources of finance to minimize risk. The management aims to maintain flexibility in funding by keeping regular committed credit lines.

The following are the contractual maturities of financial liabilities:

	Carrying Amounts	Contractual Cash flows	Six months or less	Six to twelve months	One to two years	Two to five years	Five years & onward
	(Rupees)						
Financial Liabilities - Recognized							
Sponsor Loan	458,613,927	458,613,927	--	--	--	--	458,613,927
Term Finance Rescheduled	2,348,128,218	2,632,929,321	2,632,929,321	--	--	--	--
Short Term Finances	214,303,415	214,303,415	214,303,415	--	--	--	--
Trade & Other Payables	4,296,478,918	4,296,478,918	4,296,478,918	--	--	--	--
Mark up payable	12,009,624	12,009,624	12,009,624	--	--	--	--
Total 2022	<u>7,329,534,102</u>	<u>7,614,335,205</u>	<u>7,155,721,278</u>	<u>--</u>	<u>--</u>	<u>--</u>	<u>458,613,927</u>
Financial liabilities - Recognized							
Sponsor Loan	416,225,610	416,225,610	--	--	--	--	416,225,610
Term Finance Rescheduled	2,348,128,218	2,632,929,321	2,632,929,321	--	--	--	--
Short Term Finances	235,893,564	235,893,564	235,893,564	--	--	--	--
Trade & Other Payables	3,586,929,330	3,586,929,330	3,586,929,330	--	--	--	--
Mark up payable	12,009,624	12,009,624	12,009,624	--	--	--	--
Total 2021	<u>6,599,186,346</u>	<u>6,883,987,449</u>	<u>6,467,761,839</u>	<u>--</u>	<u>--</u>	<u>--</u>	<u>416,225,610</u>

All the financial liabilities of the company are non derivative financial liabilities. The contractual cash flows relating to the above financial liabilities have been determined on the basis of mark-up rates effective as at September 30.

37.2 Market Risk

Market risk means that the future cash flows of a financial instrument will fluctuate because of changes in market prices such as foreign exchange rates and interest rates. The objective is to manage and control market risk exposures within acceptable parameters, while optimizing the return. The Company's market risk comprises of three types of risks: foreign currency risk, interest rate risk and other price risk. The market risks associated with the Company's business activities are discussed as under:

37.2.1 Currency Risk

Foreign currency risk arises mainly where receivables and payables exist due to transaction in foreign currency. Currently, the Company is not exposed to currency risk as there are no foreign currency denominated receivables / payables as of the reporting date.

37.2.2 Interest Rate Risk

Interest / mark-up rate risk is the risk that value of a financial instrument or future cash flows of a financial instrument will fluctuate due to changes in the market interest / mark-up rates. Sensitivity to interest / mark up rate risk arises from mismatches of financial assets and liabilities that mature or re-price in a given period. The Company manages these mismatches through risk management strategies where significant changes in gap position can be adjusted. The short term borrowing arrangements has variable rate pricing that is dependent on the Karachi Inter Bank Offered Rate (KIBOR) as indicated in respective notes.

At the reporting date, the interest rate profile of the Company's significant interest bearing financial instruments was as follows:

	2022	2021
	Rupees	
Financial Assets		
Balance with banks	<u>83,400,988</u>	<u>60,224,879</u>
Variable rate instruments at carrying amounts:		
Financial liabilities		
Short term borrowings	<u>192,195,875</u>	<u>192,195,875</u>

Fair Value Sensitivity Analysis for Fixed Rate Instruments:

The company does not account for any fixed rate financial assets at fair value through profit or loss, therefore a change in interest rates at the reporting date would not affect profit or loss.

Cash Flow Sensitivity Analysis for Variable Rate Instruments:

The Company does not account for any fixed rate financial assets and liabilities at fair value through profit or loss. Therefore, a change in interest rate will not affect fair value of any financial instrument. For cash flow sensitivity analysis of variable rate instruments it is observed that interest / mark-up rate in terms of KIBOR has increased by 605 bps during the year.

The following information summarizes the estimated effects of 1% hypothetical increases and decreases in interest rates on cash flows from financial assets and financial liabilities that are subject to interest rate risk. It is assumed that the changes occur immediately and uniformly to each category of instrument containing interest rate risk. The hypothetical changes in market rates do not reflect what could be deemed best or worst case scenarios. Variations in market interest rates could produce significant changes at the time of early repayments. For these reasons, actual results might differ from those reflected in the details specified below. The analysis assumes that all other variables remain constant.

Effect on loss / profit due to change of 100 BPs

Increase	1,921,959	1,921,959
Decrease	1,921,959	1,921,959

The effective interest / mark up rates for the monetary financial assets and liabilities are mentioned in respective notes to the financial statements.

37.3 Capital Risk Management

The Company's objectives when managing capital are to safeguard the Company's ability to continue as a going concern in order to provide returns for shareholders and benefits for other stakeholders and to maintain an optimal capital structure.

In order to maintain or adjust the capital structure, the Company may adjust the amount of dividends paid to shareholders, return capital to shareholders or issue new shares or sell assets to reduce debt.

Consistent with others in the industry, the Company manages its capital risk by monitoring its debt levels and liquid assets and keeping in view future investment requirements and expectation of the shareholders. Debt is calculated as total borrowings ('long term loan' and 'short term borrowings' as shown in the balance sheet). Following is the quantitative analysis of capital managed by the Company.

37.4 Fair Value of Financial Instruments

Fair value is the amount for which an asset could be exchanged, or a liability settled, between knowledgeable willing parties in an arms length transaction. The carrying values of financial instruments reflected in these financial statements approximate their fair values.

38 RELATED PARTY TRANSACTIONS

The related parties and associated undertakings, comprise associated companies, staff retirement funds, directors and key management personnel. Transaction with related parties and associated undertakings, other than remuneration and benefits to key management personnel disclosed in the respective notes, are as follows:

			2022	2021
			Rupees	
Sales Commission	Dewan Mushtaq Trade Ltd.	Common Director Ship	24,989,980	16,979,898
Purchase	Dewan Mushtaq Trade Ltd.	Common Director Ship	28,567,573	19,931,270
Sales	Dewan Mushtaq Trade Ltd.	Common Director Ship	8,757,048	3,868,956
Provident fund Contribution		Common Management	8,569,880	9,849,838

All transactions were carried out on commercial terms and conditions and were valued at arm's length price. Reimbursement of expenses were on actual basis. Remuneration and benefits to key management personnel under the terms of their employment are given in Note 37 above.

The receivable/payable balances with related parties as at September 30, 2022 are disclosed in the respective notes to the financial statements.

39 ADDITIONAL BUSINESS SEGMENT INFORMATION

	Sugar Segment		Polypropylene Segment		Board & Panel Segment		Distillery Segment		Total	
	2022	2021	2022	2021	2022	2021	2022	2021	2022	2021
	(Rupees)									
Net Sales (Note 27)	3,429,337,066	2,403,668,944	-	-	79,101,479	166,482,463	4,946,338,671	3,388,544,630	8,454,777,216	5,958,696,037
Cost of Sales (Note 28)	4,080,506,344	3,039,458,498	7,157,876	4,280,767	91,075,940	191,405,527	4,415,881,020	3,262,065,870	8,594,621,180	6,497,210,661
Gross Profit/(Loss)	(651,169,278)	(635,789,554)	(7,157,876)	(4,280,767)	(11,974,461)	(24,923,064)	530,457,651	126,478,760	(139,843,964)	(538,514,624)
Administrative Expenses (Note 29)	39,290,484	43,356,424	85,218	95,413	126,689	512,933	38,614,390	27,667,178	78,116,781	71,631,948
Selling & Distribution costs (Note 30)	2,349,417	1,428,329	-	-	-	-	166,145,223	142,831,644	168,494,640	144,259,973
	41,639,901	44,784,753	85,218	95,413	126,689	512,933	204,759,613	170,498,822	246,611,421	215,891,921
Segment Results	(692,809,179)	(680,574,307)	(7,243,094)	(4,376,180)	(12,101,150)	(25,435,997)	325,698,037	(44,020,062)	(386,455,385)	(754,406,546)
Segments Assets	3,543,294,084	3,934,268,091	203,783,914	212,505,334	311,900,038	352,007,369	4,499,188,912	4,284,890,460	8,558,166,948	8,783,671,254
Segments Liabilities	911,461,587	1,796,032,461	66,995,470	72,367,601	52,886,830	73,415,210	2,711,725,009	1,954,238,150	3,743,068,896	3,896,053,422
Property Plant & Equipments(WDV)	3,227,865,430	3,564,827,076	198,442,856	204,824,498	256,738,521	266,839,467	2,619,143,930	2,829,641,501	6,302,190,736	6,866,132,543
Capital Expenditure - Excluding revaluation	-	9,333,037	-	-	492,250	-	13,156,365	9,160,226	13,648,615	18,493,263
Depreciation	336,961,646	223,855,494	6,381,642	4,171,432	10,593,196	9,943,094	223,653,937	121,037,340	577,590,422	359,007,360

39.1 As at September 30, 2022 all non current assets of the company are located in Pakistan.

39.2 The Company exports of its products to various Countries.

40 NUMBER OF EMPLOYEES

	2022	2021
Number of Head Office employees as at 30 September	6	12
Number of factory employees as at 30 September	276	233
Average number of Head Office employees during the year	9	17
Average number of factory employees during the year	280	240

**41 APPROVAL OF FINANCIAL STATEMENTS**

These financial statements were resolved as approved by the Board of Directors and authorized for issue on December 29, 2022.

42 GENERAL**i Functional and Presentation Currency**

These financial statements are presented in Rupees, which is the Company's functional currency. All financial information presented in Pak Rupee and rounded off to nearest Rupee.

ii Corresponding Figures

Comparative figures have been rearranged and reclassified wherever necessary for the purpose of better presentation and comparison. No major reclassification to report.

Zeeshan Ashraf
Chief Executive Officer

Muhammad Ilyas Abdul Sattar
Chief Financial Officer

Syed Maqbool Ali
Chairman Board of Director

**PATTERN OF SHAREHOLDING UNDER REGULATION 37 (XX) (I) OF
THE CODE OF CORPORATE GOVERNANCE
AS ON SEPTEMBER 30, 2022**

Categories	Number of Shareholders	Number of Shares held	% of Shareholding
Directors, CEO, their Spouses & Minor Children			
Mr. Abdul Basit	1	1,000	0.00%
Mr. Ghazanfar Baber Siddiqi	1	500	0.00%
Mr. Aziz-ul-Haque	1	500	0.00%
Syed Maqbool Ali	1	500	0.00%
Mr. Muhammad Ashraf	1	500	0.00%
Mrs. Nida Jamil	1	500	0.00%
Mr. Zeeshan Ashraf	1	500	0.00%
Associated Companies			
Dewan Motors (Pvt.) Limited	1	2,894,469	0.03
DEWAN MUSHTAQ MOTORS COMPANY (PVT) LTD.	1	2,894,469	0.03
NIT and ICP	6	1,641,284	1.79%
Executives	-	-	0.00%
Banks, Development Financial Institutions, Non-Banking Finance Companies	-	-	0.00%
Insurance Companies	1	71,935	0.08%
Modarabas and Mutual Funds	-	-	0.00%
General Public			
a. Local	1,927	83,978,516	91.77%
b. Foreign	-	-	0.00%
Others (Joint Stock Companies, Brokrage Houses, Employees Funds & Trustees)	12	27,319	0.03%
TOTAL	1,955	91,511,992	100.00%

SHAREHOLDERS HOLDING 5% OR MORE OF THE VOTING SHARES/ INTERESTS IN THE COMPANY				
Srl #	Names	Number of Shareholders	Number of Shares held	% of Shareholding
1	Dewan Muhammad Yousuf Farooqui	2	61,302,772	66.99%

DETAILS OF TRADING IN THE SHARES OF THE COMPANY BY DIRECTORS, CEO, CFO, COMPANY SECRETARY, THEIR SPOUSES AND MINOR CHILDREN			
Srl #	Names	Date of Transaction	Number of Shares sold



THE COMPANIES ORDINANCE, 1984

FORM 34

(Section 236(1) and 464)

PATTERN OF SHAREHOLDING

1. Incorporation Number 0009535
2. Name of the Company DEWAN SUGAR MILLS LIMITED
3. Pattern of holding of the shares held by the Shareholders as at 3 0 0 9 2 0 2 2

Number of Shareholders	Shareholding Slab		Total Shares Held	Percentage
	From	To		
554	1	100	14,056	0.02%
518	101	500	137,905	0.15%
187	501	1,000	167,212	0.18%
379	1,001	5,000	1,054,369	1.15%
129	5,001	10,000	1,044,416	1.14%
34	10,001	15,000	449,355	0.49%
29	15,001	20,000	532,193	0.58%
18	20,001	25,000	427,668	0.47%
13	25,001	30,000	371,914	0.41%
15	30,001	35,000	494,436	0.54%
6	35,001	40,000	230,500	0.25%
3	40,001	45,000	130,818	0.14%
13	45,001	50,000	636,889	0.70%
1	50,001	55,000	54,500	0.06%
1	55,001	60,000	57,000	0.06%
2	60,001	65,000	127,500	0.14%
3	65,001	70,000	203,000	0.22%
2	70,001	75,000	142,435	0.16%
2	75,001	80,000	155,360	0.17%
1	80,001	90,000	89,000	0.10%
3	90,001	95,000	276,629	0.30%
4	95,001	100,000	396,038	0.43%
3	100,001	110,000	312,818	0.34%
2	110,001	120,000	228,700	0.25%
3	120,001	130,000	389,459	0.43%
3	130,001	150,000	438,500	0.48%
3	150,001	200,000	582,000	0.64%
2	200,001	225,000	432,959	0.47%
3	225,001	250,000	704,284	0.77%
3	250,001	300,000	843,850	0.92%
1	300,001	500,000	481,866	0.53%
1	500,001	600,000	502,500	0.55%
1	600,001	700,000	696,500	0.76%
2	700,001	800,000	1,480,720	1.62%
2	800,001	1,000,000	1,958,500	2.14%
1	1,000,001	1,100,000	1,064,500	1.16%
1	1,100,001	1,400,000	1,366,432	1.49%
1	1,400,001	1,500,000	1,431,665	1.56%
1	1,500,001	1,900,000	1,864,382	2.04%
1	1,900,001	2,500,000	2,447,454	2.67%
2	2,500,001	2,900,000	5,788,938	6.33%
1	2,900,001	7,000,000	6,157,361	6.73%
1	7,000,001	56,000,000	55,145,411	60.26%
1955	TOTAL		91,511,992	100.00%

شیئرز ہولڈنگ کا پیٹرن:

کمپنی کی شیئرز ہولڈنگ کا پیٹرن اس رپورٹ کے ساتھ منسلک ہے۔

اظہارِ تشکر:

بورڈ ممبران کمپنی کے حصص یافتگان، وفاقی اور صوبائی حکومتوں، بینکوں، مالیاتی اداروں اور کسانوں کے اعتماد پر تہ دل سے شکر گزار ہیں۔ آپ کے اس غیر متزلزل اعتماد کی بدولت کمپنی چل رہی ہے۔

بورڈ ادارے کی اپنی ٹیم، ایگزیکٹو اراکین، اسٹاف اور ورکرز کا بھی بھرپور شکریہ ادا کرتا ہے جو کمپنی کی ترقی میں اپنا بھرپور کردار ادا کر رہے ہیں۔ ہم آپ کی محنت اور کاوشوں کو قدر کی نگاہ سے دیکھتے ہیں۔

اختتامی بیان:

اختتام پر اللہ پاک رحمن و رحیم کے حضور سجدہ ریز ہو کر دعا مانگتے ہیں ہمارے نبی سرکارِ دو عالم ﷺ کے وسیلے سے کہ اے اللہ ہماری رہنمائی کرتا رہے اور کمپنی قوم اور وطن عزیز کو اپنے حفظ و امان میں رکھے اور بھرپور ترقی کرنے کی توفیق عطا فرمائیں۔ ساتھ ہی اللہ پاک سے دعا مانگتا ہوں کہ امت مسلمہ میں امن، چین اور بھائی چارہ پیدا کرے آمین۔

میرا پروردگار یقیناً ہماری دعاؤں کو سنتا ہے۔ (قرآن کریم)

بورڈ آف ڈائریکٹرز کی جانب سے

بورڈ کے ڈائریکٹران کی جانب سے



ذیشان اشرف

چیف ایگزیکٹو

کراچی

مورخہ 29 دسمبر 2022ء



سید مقبول علی

چیرمین بورڈ آف ڈائریکٹرز



آڈٹ کمیٹی کے اراکین	ملاقاتوں میں حاضری
جناب عزیز الحق	4
جناب سید مقبول علی	4
عبدالباسط	2

انسانی وسائل اور خدمات کی کمیٹی میٹنگ:

بورڈ کی جانب سے انسانی وسائل اور خدمات کی کمیٹی قائم کی گئی تھی تاکہ ڈائریکٹرز کو انسانی وسائل کی پالیسیوں کے وقتاً فوقتاً جائزوں کے سلسلے میں اپنی ذمہ داریوں کو نبھانے میں مدد دی جاسکے۔ یہ بورڈ کو اہم انتظامی شخص کے انتخاب، تشخیص، معاوضے اور جانشینی کی منصوبہ بندی میں بھی مدد کرتا ہے۔

دوران سال انسانی وسائل اور خدمات کی کمیٹی نے ایک میٹنگ کی جس کی سربراہی جناب عزیز الحق صاحب نے کی۔

اراکین برائے انسانی وسائل اور خدمات کی کمیٹی	ملاقاتوں میں حاضری
جناب عزیز الحق	1
سید مقبول علی	1
عبدالباسط	1

آڈیٹرز:

موجودہ آڈیٹرز ایم ایس فیروز شریف طارق اینڈ کمپنی، چارٹرڈ اکاؤنٹنٹس اس سالانہ عمومی اجلاس کے بعد ریٹائر ہو جائیں گے تاہم اہلیت کی بنیاد پر خود کو بعد از ریٹائرمنٹ دوبارہ نامزدگی کے لئے پیش کرتے ہیں۔

قومی خزانے میں شراکت داری:

سال کے دوران آپ کی کمپنی نے سیلز ٹیکس، کسٹم ڈیوٹی، انکم ٹیکس اور دیگر لاگو محصولات کی مد میں حکومتی خزانے میں 770.143 ملین روپے جمع کروائے ہیں۔

ڈیوڈنڈ:

جمع شدہ نقصانات اور بیان کردہ حالات کی وجہ سے ڈائریکٹرز نے اس سال کیلئے ڈیوڈنڈ کی سفارش نہیں کی ہے۔

فی حصص آمدن:

اس سال کا خسارہ فی شیئر (8.29) روپے (2021: (8.69) روپے ہے۔

بورڈ:

بورڈ کے ڈائریکٹران قابل اور کئی علوم کے ماہرین پر مشتمل ہیں جو کمپنی کو منافع بخش بنانے میں اپنا بھرپور کردار ادا کر رہے ہیں۔ 30 ستمبر 2022ء کے بورڈ آف ڈائریکٹرز درج ذیل پر مشتمل ہیں:

تعداد	ڈائریکٹرز
6	مرد
1	خواتین
تعداد	بشمول
1	انفرادی ڈائریکٹر
4	دیگر غیر ایگزیکٹو ڈائریکٹرز
2	ایگزیکٹو ڈائریکٹرز

دوران سال بورڈ کی پانچ میٹنگز منعقد ہوئیں۔ ڈائریکٹرز کی حاضری درج ذیل ہے:

بورڈ آف ڈائریکٹرز کے نام: میٹنگ میں حاضری کی تعداد

4	جناب ہارون اقبال
5	جناب غضنفر بابر صدیقی
5	محمد اشرف
5	جناب عزیز الحق
3	جناب ذیشان اشرف
5	سید مقبول علی
1	عمران احمد جاوید
5	نداجیل
1	عبدالباسط

آڈٹ کمیٹی کی میٹنگ:

دوران سال آڈٹ کمیٹی کے اراکین نے چار میٹنگ کیں جس کی صدارت جناب عزیز الحق نے کی۔

میٹنگ میں حاضر ہونے والے اراکین درج ذیل ہیں:



کارپوریٹ گورننس کے ضابطہ کی تعمیل:

ہم کارپوریٹ سماجی ذمہ داری (CSR) کے لئے پرعزم ہیں اور دیگر سرگرمیوں کے ساتھ ساتھ اپنے ملازمین اور سوسائٹی کے لئے تعلیم کے لئے اسکول اور علاج معالجہ کے لئے مفت اسکول اور ہسپتال چلا رہے ہیں۔ ہم اپنی روزمرہ کاروباری سرگرمیوں میں اچھے سماجی طریقوں کو شامل کرنے کی کوشش کرتے ہیں۔ CSR اس بات کا اہم حصہ ہے کہ ہم کون ہیں اور کیسے کام کرتے ہیں۔ ہم اپنی کامیابی کی پیمائش نہ صرف مالی معیار کے لحاظ سے کرتے ہیں بلکہ صارفین کو مطمئن کرنے کی بھی کوشش کرتے ہیں اور ان کی یونیورسٹی کی مدد بھی کرتے ہیں۔

صحت، حفاظت اور ماحول:

ماحولیات سے جڑے معاملات کو اولین فوقیت حاصل ہے۔ آپ کی کمپنی نے اپنی تمام مصنوعات ریو بل فصل اور خام مال سے تیار کی ہیں۔ ہم کسی ایسے منافع کے حصول میں سرگرداں نہیں جس سے ماحولیات کو کسی قسم کے خطرات کا سامنا کرنا پڑے۔ توانائی میں کفایت اور صفر فضلہ پیدا کرنا ہماری ماحول دوست پالیسیوں کا تسلسل ہیں۔ کمپنی اپنے پلانٹ میں اور اطراف ہریالی کو یقینی بنانے کے اقدامات بھی لیتی ہے تاکہ پلانٹ میں ماحول دوستی پروان چڑھ سکے۔ ہمارا ماننا ہے کہ قدرتی ماحول انسان کی تمام سرگرمیوں کا ضامن ہے۔ استعمال شدہ پانی کو پہلے فلٹر کیا جاتا ہے اور پھر اخراج کیا جاتا ہے۔ اس کے علاوہ ملازمین کے لئے بھی صحت مند ماحول قائم کیا ہوا ہے تاکہ کسی ناخوشگوار واقعہ سے بچا جاسکے۔ پھر بھی کسی غیر یقینی صورتحال سے نمٹنے کے لئے ایسوی لینس اور ابتدائی طبی امداد کی سہولت پلانٹ میں دستیاب ہیں۔

کارپوریٹ اور مالیاتی رپورٹنگ کا فریم ورک:

- ۱- 30 ستمبر 2022ء کو اختتام پذیر مالی سال میں انتظامیہ کی جانب سے تیار کئے گئے کمپنی کے مالیاتی گوشوارے کمپنی کے حالات، کاروباری نتائج، کیش فلوز اور ایکویٹی میں تبدیلی کی شفاف عکاسی کرتے ہیں۔
- ۲- کمپنی کے کھاتوں کی کتابیں مناسب انداز میں رکھی گئی ہیں۔
- ۳- 30 ستمبر 2022ء کو اختتام پذیر مالی سال کے مالیاتی گوشوارے تیار کرتے وقت مناسب اکاؤنٹنگ پالیسیاں مسلسل اختیار کی جاتی رہی ہیں اور تمام مالیاتی گوشوارے میں اندازے سمجھداری سے بہتر فیصلوں پر مرتب کئے گئے ہیں۔
- ۴- انٹرنیشنل فنانشل رپورٹنگ اسٹینڈرڈز (IFRS) جیسے پاکستان میں نافذ العمل ہیں انہیں ویسے ہی مالیاتی گوشواروں کی تیاری میں نافذ کیا گیا۔
- ۵- کمپنی میں اندرونی کنٹرول سسٹم کا ڈیزائن موزوں ہے اور بہت موثر انداز میں لاگو ہے اور اس کی عمدگی سے مانیٹرنگ کی جاتی رہی ہے۔
- ۶- انتظامیہ نے کمپنی کے آگے بڑھنے کی صلاحیت کے بارے میں نوٹ 1.2 اور مارک اپ کی عدم فراہمی کے بارے میں نوٹ 16.1 اور نوٹ 32 میں اپنے خیالات کی وضاحت کی ہے۔
- ۷- کارپوریٹ گورننس کی تمام اعلیٰ پریکٹسز جیسا کہ اسٹاک ایکس چینج آف پاکستان کی لسٹنگ ریگولیشن میں سے بھی کوئی میٹریل ڈیپارچر نہیں ہوا۔
- ۸- گذشتہ چھ سالوں کے کلیدی آپریٹنگ اور فنانشل معلومات مختصر اس رپورٹ میں شامل ہیں۔
- ۹- تمام ٹیکسز کی ادائیگی کر دی گئی ہے، سوائے اس کے کہ جو منسلک آڈٹ شدہ مالی حسابات کے نوٹ 26.2 میں درج ہے۔
- ۱۰- 30 جون 2022ء کو اختتام پذیر مالی سال کے پروویڈنٹ فنڈ انویسٹمنٹ کی فیئر ویلیو 60.356 بلین روپے (2021: 63.581 بلین روپے) رہی ہے۔

آڈیٹرز نے اپنی رپورٹ میں کمپنی کے آگے بڑھنے اور ترقی کرنے کی صلاحیت، ری اسٹرکچر ڈواجنات کی اقساط کی ادائیگی میں ڈیفالٹ اور مارک اپ کی عدم ادائیگی جیسے معاملات پر منفی رائے کا اظہار کیا ہے۔

مالی حسابات کمپنی کے آگے بڑھنے کی صلاحیت پر تیار کئے گئے ہیں کیونکہ کمپنی نے اپنے قرض دہندگان سے ری اسٹرکچرنگ کیلئے رجوع کیا ہے۔ کمپنی کو امید ہے کہ درخواست جلد قبول کر لی جائے گی اور کمپنی کی مالی اعانت سے ضروریات پوری ہو جائیں گی جو بالآخر انتظامیہ کو پیداواری صلاحیت کے زیادہ سے زیادہ استعمال کے ساتھ دوبارہ کام شروع کرنے میں مدد دے گی۔ لہذا آگے بڑھنے کی اس صلاحیت کا استعمال کرتے ہوئے مالی حسابات مرتب کئے گئے ہیں جو کہ مالی حسابات کے نوٹ 1.2 میں درج ہیں۔

شکرانڈسٹری کے مستقبل کا منظر نامہ برائے سال 2022-2023:

شکر کی صنعت کے بہتر مستقبل کا انحصار حکومتی سرپرستی اور مستقل مزاجی سے بہتر حکمت عملیوں پر عمل درآمد پر ہے کیونکہ یہ صنعت قومی معیشت میں اہم کردار ادا کرتی ہے۔ گنے کی پیداوار میں کم و بیش 8 سے 9 ملین افراد وابستہ ہوتے ہیں۔ اسٹیٹ بینک آف پاکستان (ایس بی پی) نے نومبر 2022ء میں مارک اپ کے ٹیس ریٹ کو 15 فیصد سے بڑھا کر 16 فیصد کر دیا ہے۔ جس سے صنعت پر منفی اثرات مرتب ہونگے۔ کرشنک سیزن 2022-23 کے لئے فصل کا حجم گذشتہ سال کے مقابلے میں کم ہے۔ سیلاب کی وجہ سے صوبہ سندھ میں گنے کی پیداوار میں 20 فیصد سے 25 فیصد تک کمی ہوئی۔ موجودہ معاشی حالات کی وجہ سے مالی سال 2022-23 اور بھی مشکل ہوگا۔ 21 دسمبر 2022ء کو حکومت نے ابتدائی طور پر 100,000 ٹن چینی برآمد کرنے کی اجازت دی۔ جو صنعت کے 1.0 ملین ٹن کے اضافی سرپلس میں سے ہے۔ اس میں اضافہ ملک میں چینی کے اسٹاک اور قیمتوں کے جائزے کے بعد مزید 150,000 ٹن برآمد کی اجازت دی۔ اس طرح جنوری کے پہلے ہفتے تک 250,000 ٹن چینی برآمد کی اجازت دی ہے۔ اس کے علاوہ تمام اسٹیک ہولڈرز کو درج ذیل اقدامات کرنے چاہئیں:

(الف) لگائے گئے گنے کے رقبے کی کاشت میں اضافہ کریں۔

(ب) زیادہ پیداواری اور اعلیٰ معیاری سوکروز گنے کی کاشت کرنا۔

(ج) کاشتکاروں اور صنعت کاروں کو مالی امداد فراہم کرنا۔

(د) مستقل برآمدی پالیسی۔

(ه) سفید ریفاائنڈ چینی کی قیمتوں کے ساتھ خام مال کی لاگت کا ربط طے کرنا۔

مذکورہ اقدامات سے پیداواری لاگت میں کمی آئے گی اور کسانوں اور صنعتکاروں کی آمدنی میں اضافہ ہوگا اور دوسری طرف سرکاری خزانے کی آمدنی میں بھی اضافہ ہوگا۔

سندھ ایگری کلچر ڈیپارٹمنٹ نے 23 نومبر 2022ء کو سیزن 2022-2023 کے لئے گنے کی قیمت 302 روپے فی 40 کلوٹے کی۔ علاوہ کوالٹی پرییمیم 8.7 فیصد ریکوری سے زائد یونٹ پر 50 پیسہ فی یونٹ سیزن کے آخر میں ادا کیا جائے گا۔



2021	2022	آپریشنز
340,759	489,240	گنے کی کرشنگ میٹرک ٹن میں
33,936	50,790	چینی کی پیداوار میٹرک ٹن میں
9.97%	10.41%	چینی کی اوسط ریکوری فیصد میں
(680.574)	(692.809)	آپریٹنگ خسارہ

یہ خسارہ بنیادی طور پر ورکنگ کیپٹل اور پلچ کی سہولیات کی عدم دستیابی کی وجہ سے کرشنگ میں کمی کے باعث ہوا، ہمارے پاس اس کے علاوہ کوئی دوسرا راستہ نہیں تھا کہ جب قیمتیں سب سے نچلی سطح پر تھی تو کرشنگ سیزن کے وقت تیار اسٹاک کو فروخت کیا جائے تاکہ گنے کی فراہمی اور دیگر لاگت کی فراہمی کا تسلسل برقرار رکھا جاسکے۔ ہم کرشنگ سیزن کے بعد قیمتوں میں اضافے کا فائدہ نہ اٹھا سکے کیونکہ ہمارے پاس اسٹاک رکھنے کی سہولت نہیں تھی۔

ڈسٹلری آپریشنز:

پلانٹ نے دوران سال 32,236 میٹرک ٹن انڈسٹریل الکوہل تیار کیا جبکہ گذشتہ سال 26,061 میٹرک ٹن انڈسٹریل الکوہل تیار ہوا تھا۔

زیر جائزہ مدت کے دوران ڈسٹلری یونٹ کا آپریٹنگ منافع 325.698 ملین روپے رہا جس کا موازنہ گذشتہ سال کے آپریٹنگ خسارہ مبلغ 44.020 ملین روپے سے کیا جاسکتا ہے۔ مزید برآں، اس شعبہ نے غیر ملکی کرنسی میں گراوٹ کے رجحان کے باعث مبلغ 391.105 ملین کے زرمبادلہ کے خسارہ کے اضافی منفی اثرات کو برداشت کیا اور منافع میں کمی ہوئی کیونکہ خریداروں سے ادائیگی ایڈوانس میں وصول کی گئی تھیں۔ انتظامیہ منافع میں اضافہ کیلئے بجلی کی لاگت اور دیگر اخراجات میں کمی پر زور دے رہی ہے۔ انتظامیہ اگلے سال منافع میں اضافہ کیلئے اور زرمبادلہ کے نقصانات کو کم سے کم کرنے کی کوشش کر رہی ہے۔ برآمدی کاروبار ہونے کی وجہ سے 2023 کے سیزن میں ڈسٹلری آپریشنز کی بہتری کے امکانات روشن ہیں۔

بورڈ اور پینل آپریشنز:

دوران جائزہ مدت چپ بورڈ پلانٹ نے 104,310 ٹینٹیں تیار کی ہیں جس کا موازنہ گذشتہ سال کی 183,210 ٹینٹوں سے کیا جاسکتا ہے۔ تاہم بدترین معاشی صورتحال کے باعث ہم اس سے بہتر نتائج حاصل نہیں کر سکے۔ انتظامیہ اپنی توجہ ویلیو ایڈڈ مصنوعات کی تیاری پر مرکوز کر رکھی ہے اور درجہ A کی ٹینٹیں تیار کر کے مسابقت میں سبقت لیجانے کے لئے کوشاں ہے۔ ہم پر امید ہیں کہ کمپنی کے اس آپریٹنگ میں مثبت نتائج سامنے آئیں گے۔

پولی پروپیلین آپریشنز:

ناگزیر صورتحال کے باعث یہ پلانٹ غیر فعال ہے۔

کمپنی کو مالیاتی بحران کا سامنا ہے جس کی وجہ سے بینکوں کی جانب سے ورکنگ کیپٹل کی عدم دستیابی ہے۔ مفاہمتی معاہدے کے مطابق ری اسٹرکچر ڈاؤن جبات کی عدم ادائیگی کی وجہ سے بینکوں نے کونسیٹ ڈگری کی ایکزیکیوشن دائر کردی ہے۔ کمپنی نے اس کے خلاف محترم ہائی کورٹ آف سندھ کراچی میں کیس دائر کیا ہے جس میں اس کیس کا سخت مقابلہ کیا جائے گا کہ بینکوں کا یہ اقدام غیر منصفانہ اور غیر قانونی ہے۔ انتظامیہ مثبت نتائج کے لئے پر امید ہے۔

ڈائریکٹرز رپورٹ

شروع کرتا ہوں اللہ تعالیٰ کے نام سے جو بڑا مہربان اور نہایت رحم والا ہے
اگر تم ٹھکرا کر گئے تو میں تم پر (نعمتوں میں) ضرور اضافہ کروں گا (القرآن)

بورڈ کے ڈائریکٹران کی جانب سے یہ میرے لئے اعزاز کی بات ہے کہ میں آپ کو کمپنی کی 41 ویں سالانہ عمومی اجلاس میں خوش آمدید کہوں۔ کمپنی کے سال 30 ستمبر 2022ء کو اختتام پذیر مالی سال کے مالیاتی نتائج آپ کے سامنے پیش کئے جاتے ہیں۔

جائزہ:

پاکستان ایک زرعی ملک ہے جو تمام صوبوں میں معاشی سرگرمیوں میں اہم کردار ادا کرتا ہے، گندم کے بعد گنے کی کاشت اہم نقد آور فصل اور چینی کی صنعت کا بنیادی خام مال ہے۔ چینی کا شعبہ ملک میں تقریباً 5 فیصد پیداوار اور صنعتی ترقی میں حصہ لیتا ہے اس کی زیادہ گھریلو ضروریات کے باعث مزید بہتری کی ضرورت ہے۔ مزید برآں اس کی ضمنی مصنوعات متعدد صنعتوں جیسے ڈسٹری، پیپر بورڈ، پیٹرو لیم اور دیگر مختلف صنعتوں میں استعمال ہوتی ہیں جو حکومتی محصولات اور دیہی اور شہری علاقوں میں معاشی سرگرمیاں پیدا کرتی ہیں۔

مالیاتی نتائج

2021	2022	
5,958,696,037	8,454,777,216	خالص فروخت
(538,514,625)	(139,843,965)	مجموعی خام (خسارہ)
(795,112,530)	(758,822,054)	(خالص خسارہ) بعد از ٹیکس
		کارکردگی کے کلیدی اعداد و شمار
(9.04%)	(1.65%)	- فروخت کیلئے G.P فیصد
(13.34%)	(8.98%)	- فروخت کیلئے (خالص خسارہ) / فیصد
(8.69)	(8.29)	- نی شیئر آمدنی

مالی سال 2021-2022 میں کمپنی کی کارکردگی کا جائزہ:

پلانٹ کی کارکردگی:

چینی کے آپریشنز:

پلانٹ نے اپنی کرشنگ 22 دسمبر 2021ء کو شروع کی اور 30 مارچ 2022ء تک (99 دن) جاری رہا جبکہ گذشتہ سیزن میں اس کا آپریشن 84 دن تک محدود رہا تھا۔ پلانٹ کی کارکردگی مندرجہ ذیل ہے:



۴۔ ICDC اکاؤنٹ ہولڈرز کے لئے سرکلر نمبر 01، مورخہ 20 جنوری 2000ء کے مطابق سیکورٹی اینڈ ایکسچینج کمیشن آف پاکستان کی ہدایات کی روشنی میں درج ذیل ہدایات پر عمل کرنا ضروری ہے۔

ا۔ میٹنگ میں حاضری کے لئے:

- i۔ کسی ایک فرد کے معاملے میں اکاؤنٹ ہولڈر اپنی شناخت ثابت کرنے کے لئے اپنے ہمراہ قومی شناختی کارڈ یا قومی پاسپورٹ لائیں گے۔
- ii۔ میٹنگ میں کارپوریٹ اکائی کی نمائندگی کے معاملے میں اپنے ہمراہ بورڈ آف ڈائریکٹرز کی جانب سے دی گئی پاور آف اٹارنی لائیں گے جس میں نامزد کردہ شخص کے حق میں تمام بورڈ کے ممبران کے دستخط ہونگے۔

ب۔ پراکسی کی نامزدگی کے لئے:

- i۔ کسی ایک فرد کے معاملے میں میٹنگ میں شرکت کے لئے اکاؤنٹ ہولڈر اور سب اکاؤنٹ ہولڈر اور وہ شخص جس کے حصص گروپ اکاؤنٹ میں موجود ہیں اپنے ہمراہ پراکسی فارم لیکر آئیں گے۔
- ii۔ کسی دو اشخاص کے معاملے میں فارم پر دونوں فریق کے قومی شناختی کارڈ نمبر اور ایڈریس پراکسی فارم پر موجود ہونے چاہئے۔
- iii۔ نامزد کردہ پراکسی اور اصل شیئر ہولڈر کے شناختی کارڈ کی دو تصدیق شدہ نقول لازمی ساتھ ہونی چاہئے۔
- iv۔ نامزد کردہ پراکسی میٹنگ میں شمولیت کے وقت اپنے ہمراہ اصل شناختی کارڈ لیکر آئیں گے۔
- v۔ میٹنگ میں کارپوریٹ اکائی کی نمائندگی کے معاملے میں اپنے ہمراہ بورڈ آف ڈائریکٹرز کی جانب سے دی گئی پاور آف اٹارنی لائیں گے جس میں نامزد کردہ پراکسی شخص کے حق میں تمام بورڈ کے ممبران کے دستخط ہونگے اور پراکسی فارم بھی لازمی ہے۔

نوٹس برائے سالانہ عمومی میٹنگ

آپ کو مطلع کیا جاتا ہے کہ دیوان شوگر ملز لمیٹڈ ("DSML" یا "کمپنی") کے 41 ویں سالانہ عمومی اجلاس کا انعقاد بروز جمعرات مورخہ 26 جنوری 2023، بوقت 11:00 بجے صبح دیوان سینٹ لمیٹڈ کی فیکٹری سائٹ دیہی ڈھنڈو دھانجی ضلع ملیر میں ہوگا جس میں بعد از تلاوت قرآن پاک اور دیگر مذہبی ادا نیگیوں کے بعد مندرجہ ذیل معاملات زیر بحث لائے جائیں گے۔

- ۱۔ مورخہ 27 جنوری 2022ء بروز جمعرات کو ہونے والی کمپنی کی سالانہ عام میٹنگ کے منٹس کو حتمی کیا جائے۔
- ۲۔ کمپنیز ایکٹ 2017 ("ایکٹ") کے سیکشن 159 کی دفعات کے تحت، کمپنی کے بورڈ آف ڈائریکٹرز کیلئے سات ڈائریکٹرز کا انتخاب کرنا۔ ریٹائر ہونے والے ڈائریکٹرز درج ذیل ہیں:

- (۱) جناب ذیشان اشرف
- (۲) جناب سید مقبول علی
- (۳) جناب عبدالباسط
- (۴) جناب غضنفر بابر صدیقی
- (۵) جناب محمد اشرف
- (۶) جناب عزیز الحق
- (۷) محترمہ ندرا جمیل

- ۳۔ جانچ پڑتال کے بعد کمپنی کے سالانہ آڈٹ شدہ مالیاتی گوشوارے برائے اختتام سال 30 ستمبر 2022ء بشمول ڈائریکٹرز اور آڈیٹرز کی رپورٹ کی منظوری دی جائے۔
- ۴۔ پورے سال کے لئے آڈیٹرز کی تعیناتی کی جائے اور ان کا معاوضہ طے کیا جائے۔
- ۵۔ چیئرمین سے اجازت کے بعد دیگر کاروبار پر نظر ثانی۔

بجلم بورڈ
محمد حنیف جرمن
کمپنی سیکریٹری

کراچی

تاریخ: 02 جنوری 2023ء

نوٹس:

- ۱۔ کمپنی کی شیئرز ٹرانسفر کے کھاتے 19 جنوری 2023 سے 26 جنوری 2023 (بشمول دونوں دن) تک بند رہیں گے۔
- ۲۔ ممبران سے درخواست کی جاتی ہے کہ وہ اپنے پتے کی تبدیلی کو فوراً کمپنی کے علم میں لائیں اور اس کی اطلاع ہمارے شیئر رجسٹرار ٹرانسفر ایجنٹ (بی ایم ایف کنسلٹنٹس پاکستان پرائیویٹ لمیٹڈ، انعم اسٹیٹ بلڈنگ، روم نمبر 310، 311، تیسری منزل، 49 دارالامان سوسائٹی، شاہراہ فیصل نزد بلوچ کالونی ہل) کو دیں۔
- ۳۔ کمپنی کے ممبر میٹنگ میں حاضر ہونے اور ووٹ دینے کا اختیار کسی دوسرے کو بطور پراکسی دے سکتے ہیں۔ مکمل پُر کئے ہوئے پراکسی فارم مورخہ میٹنگ کے شروع ہونے سے 48 گھنٹے پہلے تک کمپنی کو موصول ہو جانے چاہیں۔

www.jamapunji.pk








 **Jama
Punji**
سرمایہ کاری سمجھداری کے ساتھ










**Be aware, Be alert,
Be safe**

**Learn about investing at
www.jamapunji.pk**

Key features:

-  Licensed Entities Verification
-  Scam meter*
-  Jamapunji games*
-  Tax credit calculator*
-  Company Verification
-  Insurance & Investment Checklist
-  FAQs Answered

-  Stock trading simulator
(based on live feed from KSE)
-  Knowledge center
-  Risk profiler*
-  Financial calculator
-  Subscription to Alerts (event
notifications, corporate and
regulatory actions)
-  Jamapunji application for
mobile device
-  Online Quizzes



Jama Punji is an Investor
Education Initiative of
Securities and Exchange
Commission of Pakistan

 jamapunji.pk

 @jamapunji_pk

*Mobile apps are also available for download for android and ios devices

DEWAN SUGAR MILLS LIMITED
41th ANNUAL GENERAL MEETING
PROXY FORM
IMPORTANT

This form of Proxy duly completed must be deposited at our Shares Registrar Transfer Agent **BMF Consultants Pakistan (Private) Ltd.** Anum Estate Building, Room No. 310 & 311, 3rd Floor, 49, Darul Aman Society, Main Shahrah-e-Faisal, Adjacent Baloch Colony Bridge, Karachi-75350, Pakistan. Not later than 48 hours before the time of holding the meeting A Proxy should also be a member of the Company.

I/We _____ of
_____ being a member
of **Dewan Sugar Mills Limited** and holder of _____
_____ Ordinary shares as per Registered Folio No./CDC
Participant's ID and Account No _____ hereby appoint
_____ of
_____ who is also
member of **Dewan Sugar Mills Limited** vide Registered Folio No./CDC Participant's ID
and Account No. _____ my/our proxy to vote for me/our behalf at the 41th Annual General
Meeting of the Company to be held on **Thursday, January 26, 2023, at 11:00 a.m.**
adjournment thereof.
Signed this _____ day of _____ 2023.

Affix
Revenue
Stamp
Rs. 5/-

Signature _____

Witness: _____
Signature

Name: _____

Address: _____

Witness: _____
Signature

Name: _____

Address: _____

پراکسی فارم
۴۱ واں سالانہ اجلاس عام

اہم اعلان

یہ پراکسی فارم مکمل پر کر کے ہمارے رجسٹرار شیئر ٹرانسفر ایجنٹ، بی ایم ایف کنسلٹنٹ (پرائیویٹ) لمیٹڈ، انعم اسٹیٹ بلڈنگ، روم نمبر 310 اور 311، تیسری منزل، 49، دارالمان سوسائٹی، شاہراہ فیصل، ملحقہ بلوچ کالونی پل، کراچی۔ 75350، پاکستان۔ کے آفس میں، میٹنگ کے انعقاد سے اڑتالیس گھنٹے پہلے یہ فارم ضرور جمع کروادیں، کسی بھی پراکسی کا کمپنی کا ممبر ہونا ضروری ہے۔

میں / ہم _____ کا (مکمل پتہ)

_____ بحیثیت ممبر

دیوان شوگر ملز لمیٹڈ کے _____ حصص کے مالک، رجسٹرڈ فوئیو نمبر /

سی ڈی سی آئی ڈی اور کھاتہ نمبر _____ میں

بطور پراکسی تقرر کرتا / کرتی ہوں _____ کا (مکمل پتہ)

جو بذات خود بھی _____

_____ دیوان شوگر ملز لمیٹڈ

_____ سی ڈی سی آئی ڈی اور کھاتہ نمبر

جو کہ میری / ہماری غیر موجودگی کی صورت میں کمپنی کے ۴۱ واں سالانہ اجلاس عام جو کہ بروز جمعرات، ۲۶ جنوری ۲۰۲۳ کو صبح ۱۱:۰۰ بجے، ہے، میری / ہماری جانب سے ووٹ دے۔

بطور گواہ میں / ہم نے بروز _____ بتاریخ _____ ۲۰۲۳ کو میرے / ہمارے ہاتھ سے مہر لگائی۔

Affix
Revenue
Stamp
Rs. 5/-

دستخط _____

گواہ: _____

نام: _____

مکمل پتہ: _____

گواہ: _____

نام: _____

مکمل پتہ: _____